



# MEAN WELL

## SWITCHING POWER SUPPLY

ISO-9001 CERTIFIED MANUFACTURER

## PD-25 SERIES

- .LOW COST, HIGH RELIABILITY
- .105°C OUTPUT CAPACITOR
- .INTERNATIONAL AC INPUT RANGE
- .HIGH EFFICIENCY, LOW WORKING TEMPERATURE
- .SOFT-START CIRCUIT, LIMITING AC SURGE CURRENT
- .SHORT CIRCUIT, OVERLOAD, OVER VOLTAGE PROTECTED
- .COMPACT SIZE, LIGHT WEIGHT
- .100% FULL LOAD BURN-IN TEST
- .BUILT IN EMI FILTER, LOW RIPPLE NOISE



MODEL	PD-25A		PD-25B		PD-2505		PD-2512		PD-2515	
	CH1	CH2	CH1	CH2	CH1	CH2	CH1	CH2	CH1	CH2
DC OUTPUT VOLTAGE	5V	12V	5V	24V	5V	-5V	12V	-12V	15V	-15V
OUTPUT V. TOLERANCE	±2%	±6%	±2%	±6%	±6%	±6%	±4%	±4%	±4%	±4%
OUTPUT RATED CURRENT	2.1A	1.2A	1.2A	0.8A	2.5A	2.5A	1A	1A	0.8A	0.8A
OUTPUT CURRENT RANGE	0.2-2.5A	0.1-1.5A	0.2-2A	0.1-1A	0.1-3A	0.1-2.5A	0.1-1.2A	0.1-1.2A	0.1-1A	0.1-1A
RIPPLE & NOISE (Vp-p)	50m	150m	50m	200m	50m	50m	50m	50m	50m	50m
LINE REGULATION	±0.5%	±2%	±0.5%	±2%	±1%	±1%	±0.5%	±0.5%	±0.5%	±0.5%
LOAD REGULATION	±1%	±4%	±1%	±4%	±4%	±4%	±3%	±3%	±3%	±3%
DC OUTPUT POWER	25W		25.2W		25W		24W		24W	
EFFICIENCY	71%		77%		73%		74%		75%	
DC VOLTAGE ADJ.	-----									
INPUT VOLTAGE RANGE	85~264VAC 47~63Hz: 120~370VDC									
AC CURRENT	0.65A/115V 0.4A/230V									
INRUSH CURRENT	COLD START 40A									
LEAKAGE CURRENT	<0.5mA/240VAC									
OVERLOAD PROTECTION	ABOVE 105% TYPE:PULSING HICCUP SHUTDOWN RESET:AUTO RECOVERY									
OVER VOLTAGE PROTECTION	CH1,CH2:115%~135%									
OVER TEMP. PROTECTION	U1 Tj 135°C TYPICALLY POWER SHUTDOWN									
TEMP. COEFFICIENT	±0.03% / °C (0~50°C) ON CH1 OUTPUT									
SETUP, RISE, HOLD UP TIME	250ms, 30ms, 16ms/115VAC 250ms, 50ms, 50ms / 230VAC									
VIBRATION	10~500Hz, 2G 10min./1cycle, PERIOD FOR 60min. EACH AXES									
WITHSTAND VOLTAGE	I/P-O/P:3KVAC I/P-FG:1.5KVAC O/P-FG:0.5KVAC									
ISOLATION RESISTANCE	I/P-O/P, I/P-FG, O/P-FG:500VDC / 100M Ohms									
WORKING TEMP., HUMIDITY	-10°C~+60°C(REFER TO OUTPUT DERATING CURVE), 20%~90% RH									
STORAGE TEMP., HUMIDITY	-20°C~+85°C, 10%~95% RH									
DIMENSION	107*61*30mm									
WEIGHT	0.15Kgs									
SAFETY STANDARDS	UL1950, TUV EN60950 APPROVED									
EMC STANDARDS	CISPR22 (EN55022), IEC1000-4-2,3,4,5 IEC1000-3-2,3 VERIFICATION									

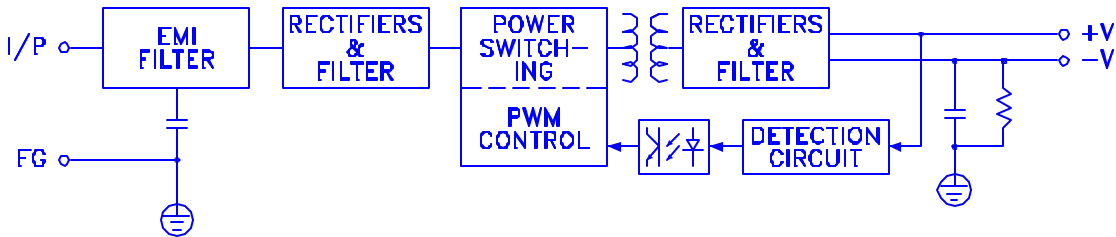
- NOTE :
1. ALL PARAMETERS ARE SPECIFIED AT 230VAC INPUT, RATED LOAD, 25°C 70% RH. AMBIENT.
  2. TOLERANCE INCLUDE SET UP TOLERANCE, LINE REGULATION, LOAD REGULATION.
  3. RIPPLE & NOISE ARE MEASURED AT 20MHz BY USING A 12" TWISTED PAIR TERMINATED WITH A 0.1µF & 47µF CAPACITOR.
  4. LINE REGULATION IS MEASURED FROM LOW LINE TO HIGH LINE AT RATED LOAD.
  5. LOAD REGULATION IS MEASURED FROM 20% TO 100% RATED LOAD, AND OTHER OUTPUT AT 60% RATED LOAD.
  6. EACH OUTPUT PROVIDE UP TO MAXIMUM CURRENT, BUT TOTAL LOAD CAN NOT EXCEED MAX. OUTPUT POWER.

2002-03-05

[NEXT \(MECHANICAL INFO\)](#)

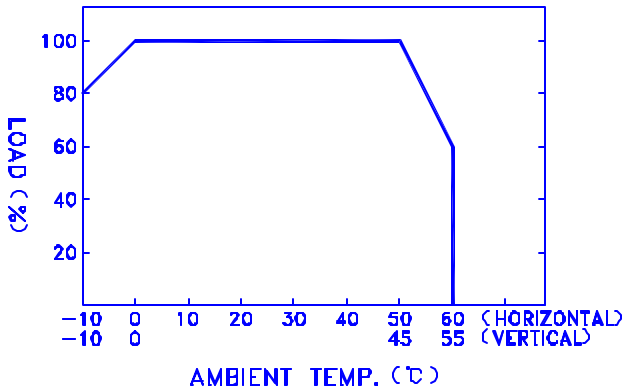
# PD-25 SERIES

## BLOCK DIAGRAM

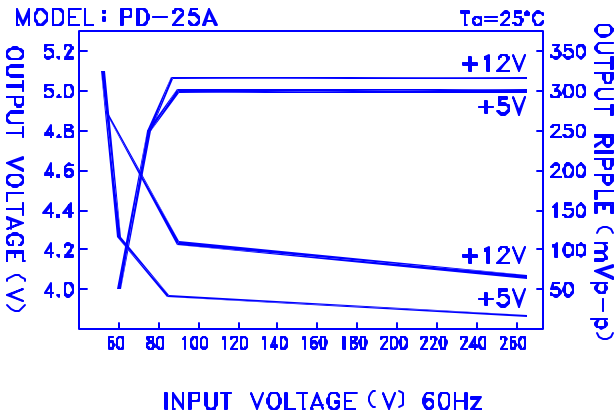


fosc : 100KHz

## OUTPUT DERATING

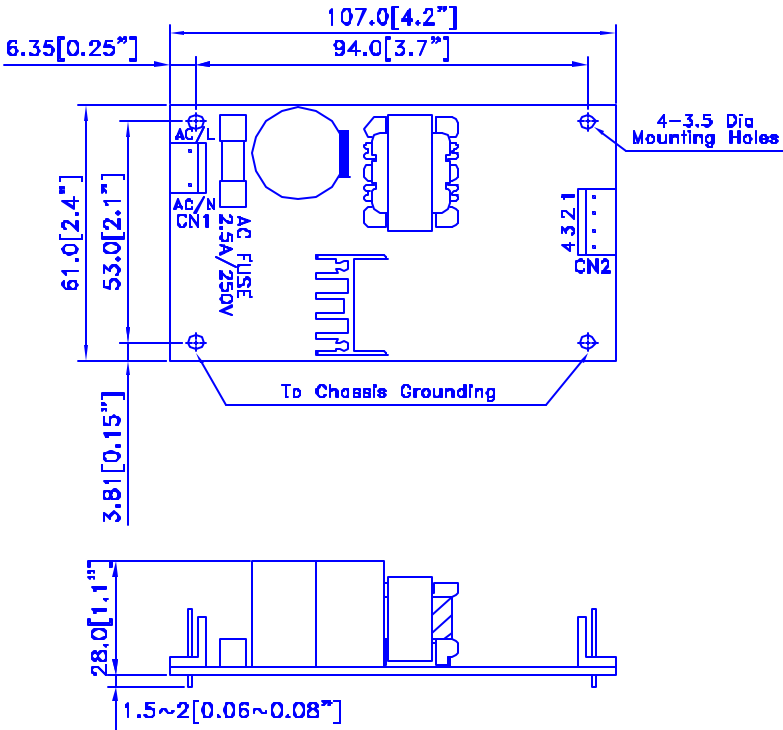


## STATIC CHARACTERISTICS

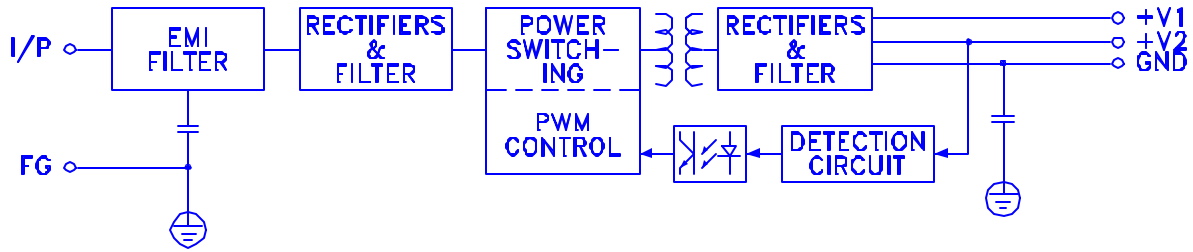


## DIMENSION:mm[inch]

- ☒ TERMINAL PIN NO. ASSIGNMENT
  - ☒ CN1 : MOLEX 41791-03  
PIN 1,3 : AC INPUT
  - ☒ CN2 : MOLEX 41791-04  
PIN 1 : DC OUTPUT V1  
PIN 2,3 : DC OUTPUT COM  
PIN 4 : DC OUTPUT V2
- ☒ MATING CONNECTORS
  - ☒ CN1,2 MATING CONNECTOR TYPE  
MOLEX 2139 AND 3069 SERIES  
OR EQUIVALENT WITH MOLEX  
2478 AND 2578 OR EQUIVALENT  
CRIMP TERMINALS.

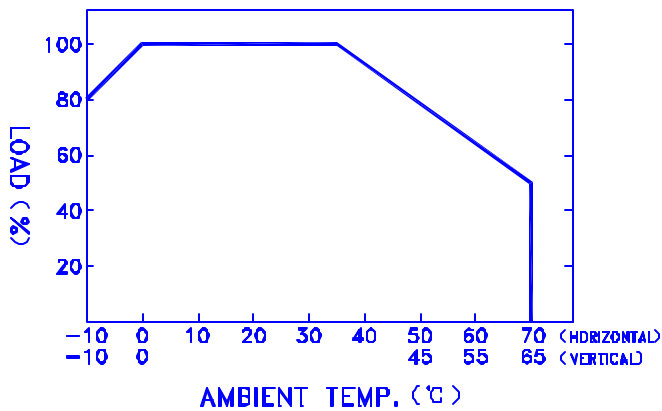


**BLOCK DIAGRAM**

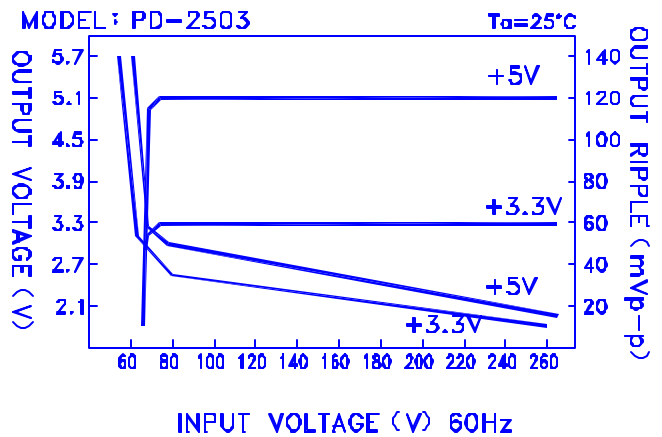


fosc : 100KHz

**OUTPUT DERATING**



**STATIC CHARACTERISTICS**



**DIMENSION:mm[inch]**

☒ **TERMINAL PIN NO. ASSIGNMENT**

- ☒ CN1 : MOLEX 41791-03  
PIN 1,3 : AC INPUT
- ☒ CN2 : MOLEX 41791-04  
PIN 1 : DC OUTPUT +5V  
PIN 2,3 : DC OUTPUT COM  
PIN 4 : DC OUTPUT +3.3V

☒ **MATING CONNECTORS**

- ☒ CN1,2 MATING CONNECTOR TYPE  
MOLEX 2139 AND 3069 SERIES  
OR EQUIVALENT WITH MOLEX  
2478 AND 2578 OR EQUIVALENT  
CRIMP TERMINALS.

