




No.965



# STK1050 II

Thick Film Hybrid Integrated Circuit  
50W MIN AF POWER AMP. OUTPUT STAGE  
(D.P.P.) WITH BUILT-IN EMITTER RESISTANCE

## Features

1. Built-in emitter resistance
2. Allowable power rating of resistor is 5W min. which is capable of meeting the requirements for any load
3. Allowable peak current is 15A min. which is capable of covering any peak current at abnormality mode such as load short
4. Meets the requirements for various safety standards in the world
5. Easy to make PCB design because of built-in emitter resistance
6. Capable of forming quasi class A bias circuit by connecting peripheral circuit externally

## Maximum Ratings at Ta=25°C

Maximum Supply Voltage	$V_{CCmax}$	$\pm 55$	unit V
Thermal Resistance	$\theta_{j-c}$ Ideal heat radiation	1.6	°C/W
Collector Current	$I_C$	6	A
Junction Temperature	$T_j$	150	°C
Storage Temperature	$T_{stg}$	-30 to +105	°C
Available Time for Load Shorted	$t_s$ $V_{CC}=\pm 38V^*, f=50Hz, R_L=8ohm, P_o=50W$	1	sec

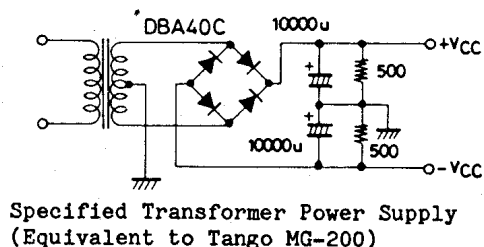
## Recommended Operating Conditions at Ta=25°C

Recommended Supply voltage	$V_{CC}$	$\pm 38$	unit V
Load Resistance	$R_L$	8	ohm

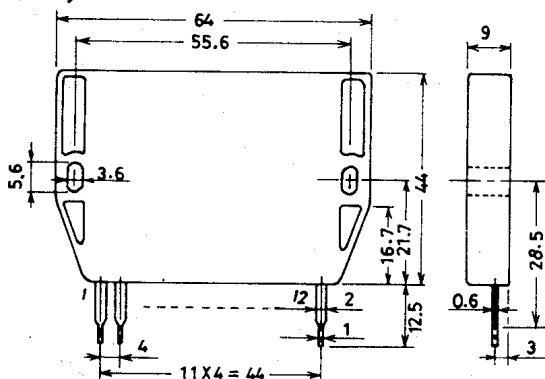
## Operating Characteristics at Ta=25°C, $V_{CC}=\pm 38V, R_L=8ohm, R_g=600ohm, V_G=36.7dB$ , at specified test circuit(based on Sample Application Circuit)

		min	typ	max	unit
Quiescent Current	$I_{cco}$ $V_{CC}=\pm 43V$	20	40	70	mA
Output Power	$P_o$ THD=0.01%, f=20Hz to 20kHz	50			W
Total Harmonic Distortion	THD(1) $P_o=50W, f=20Hz$ to 20kHz	0.005	0.01		%
	THD(2) $P_o=1W, f=20Hz$ to 20kHz		0.01		%
Power Bandwidth	PBW $P_o=25W, f=50kHz$	0.05			%
Emitter Resistance	$R_E$	0.18	0.22	0.30	ohm

\*:For measuring available time for load shorted, use the specified transformer power supply shown below.

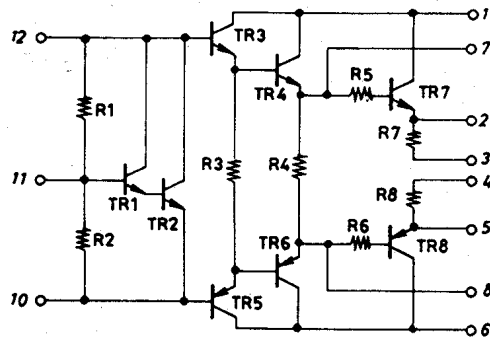


## Case Outline 4020 (unit:mm)

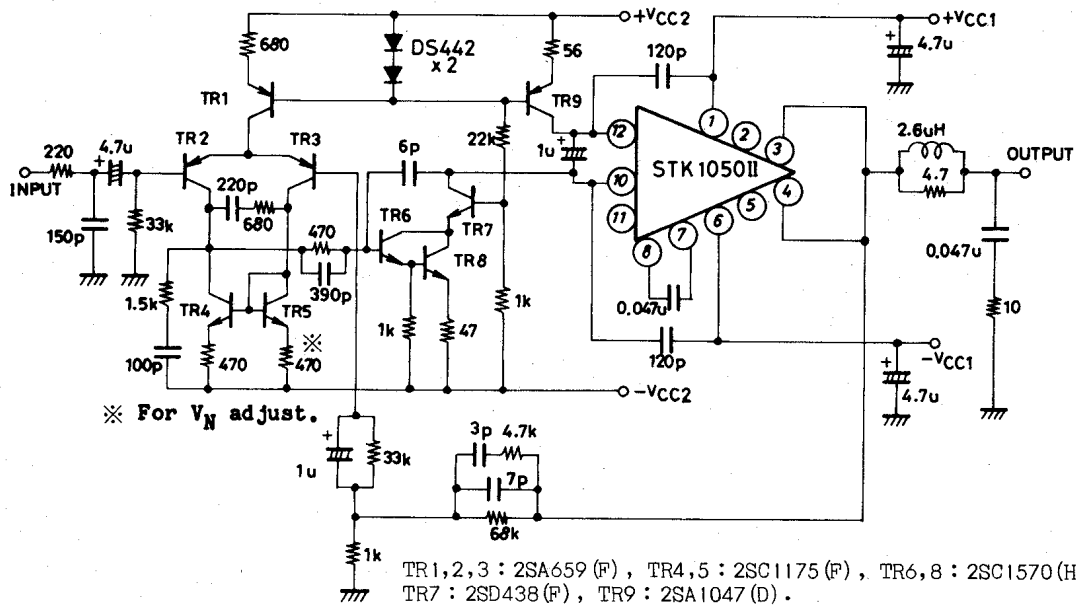


These specifications are subject to change without notice.

# Equivalent Circuit



## Sample Application Circuit : 50W min AF Power Amp.



Information furnished by SANYO is believed to be accurate and reliable. However, no responsibility is assumed by SANYO for its use; nor for any infringements of patents or other rights of third parties which may result from its use, and no license is granted by implication or otherwise under any patent or patent rights of SANYO.