



»» Features

- Low profile PCB automotive relay.
- High rating 20A/14VDC ; motor load 5A/14VDC ; maximum carry current up to 35A.
- Optional SPNO, SPDT, DPNO contact configurations.
- General purpose application for motor control for power window, sunroof, door lock, and flasher control, etc.
- Comply with RoHS-Directive 2002/95/EC, and ELV-Directive 2000/53/EC.

»» Type List

Terminal style	Contact form	Designation (provided with)		
		Flux tight	Sealed type	Sealed type washable
PCB terminal	1A (SPNO)	895-1A-C	895-1A-V	895-1A-S
		895-1A-C-H	895-1A-V-H	895-1A-S-H
	1C (SPDT)	895-1C-C	895-1C-V	895-1C-S
		895-1C-C-H	895-1C-V-H	895-1C-S-H
	2A (DPNO)	895-2A-C	895-2A-V	895-2A-S

»» Ordering Information

895 - 1A - C - H
 1 2 3 4

- | | |
|---|--|
| 1. 895 -- Basic series designation

2. 1A -- Single pole normally open
1C -- Single pole double throw
2A -- Single pole normally open with two N.O. terminals | 3. C -- Flux tight
V -- Sealed type
S -- Sealed type washable

4. Blank -- Standard type
H -- Enlarge contact spacing |
|---|--|

»» Contact Rating

◆ 1P

Resistive load	NC : 10A 14VDC , NO : 20A 14VDC , on 1 sec , off 9 sec , 100,000 ops.
Motor load	5A 14VDC Inrush 25A , on 0.5 sec , off 9.5 sec , 200,000 ops.
Max. carry current	35A/2min. , 25A/1hr (25°C nominal voltage) 30A/2min. , 20A/1hr (85°C nominal voltage)

◆ 2A

Lamp load	2 NO 21WX6 Lamps 14VDC
Max. carry current	2X6A (25°C nominal voltage) 2X4A (85°C nominal voltage)

»» Coil Rating (DC)

◆ 1P

Rated voltage (V)	Rated current ±10 % at 23°C (mA)	Coil resistance ±10 % at 23°C (Ω)	Max. continuous voltage at 85°C	Pick up voltage(Max) at 23°C	Drop out voltage(Min) at 23°C	Power consumption at rated voltage
5	128	39	120% of rated voltage	60% of rated voltage	8% of rated voltage	approx. 0.64W
9	71.1	127				
12	53.3	225				
24	26.7	900				

◆ 2A

Rated voltage (V)	Rated current ±10 % at 23°C (mA)	Coil resistance ±10 % at 23°C (Ω)	Max. continuous voltage at 85°C	Pick up voltage(Max) at 23°C	Drop out voltage(Min) at 23°C	Power consumption at rated voltage
9	111.1	81	110% of rated voltage	60% of rated voltage	8% of rated voltage	approx. 1.0W
12	83.3	144				

◆ 1P(-H)

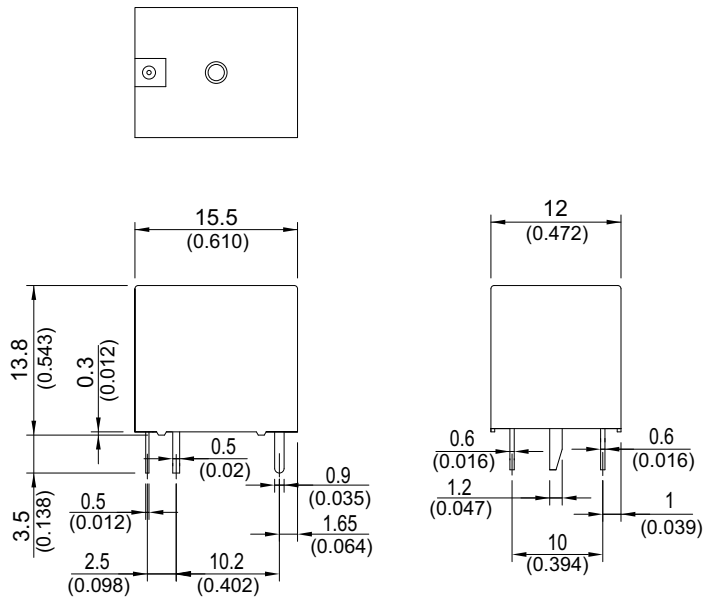
Rated voltage (V)	Rated current ±10 % at 23°C (mA)	Coil resistance ±10 % at 23°C (Ω)	Max. continuous voltage at 85°C	Pick up voltage(Max) at 23°C	Drop out voltage(Min) at 23°C	Power consumption at rated voltage
12	67.4	178	120% of rated voltage	60% of rated voltage	8% of rated voltage	approx. 0.8W
24	33.3	720				

»» Specification

Contact material	AgSnO alloy	
Contact voltage drop ⁽¹⁾	Typ. 80mV at 10A	
Operate time ⁽¹⁾	10ms Max.	
Release time ⁽¹⁾	5ms Max.	
Insulation resistance ⁽¹⁾	100MΩ Min. (DC 500V)	
Dielectric strength ⁽¹⁾	Between open contact	: AC 500V , 50/60Hz 1 min.
	Between contact and coil	: AC 500V , 50/60Hz 1 min.
Vibration resistance	Operating extremes	10~55Hz , amplitude 1.5 mm
	Damage limits	10~55Hz , amplitude 1.5 mm
Shock resistance	Operating extremes	10G
	Damage limits	100G
Life expectancy	Mechanical	10,000,000 operations (frequency 18,000 operations/hr)
	Electrical	100,000 operations (for 2A) (frequency 240 operations/hr)
Operating ambient temperature	-40~+85°C (no freezing)	
Weight	Approx. 6 g	

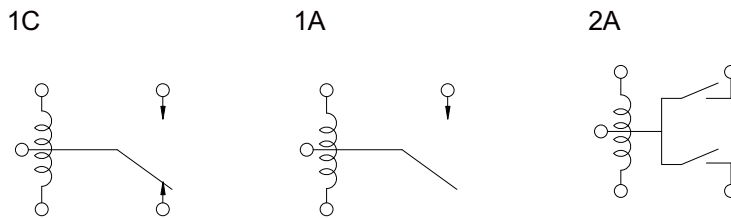
Note : (1) initial value

»» Outline Dimensions



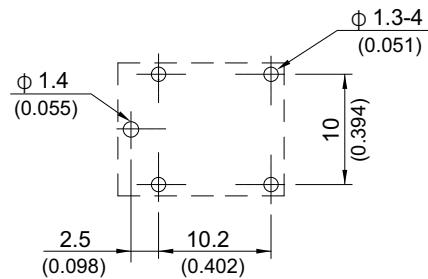
»» Wiring Diagram

BOTTOM VIEW



»» PC Board Layout

BOTTOM VIEW



»» Engineering Data

