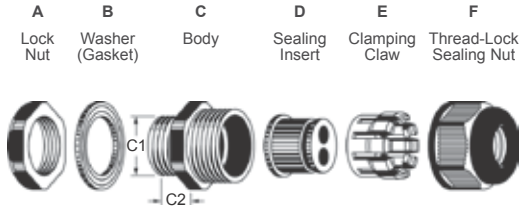


## 210-8010 Multi-Hole Insert Cable Glands (2 Holes)

PATENTED

Metric

PG



- Thread Type : Metric and PG.
- Material Data : Halogen-free Nylon PA 66 ( Flammability UL 94V-2 ) for A.C.E.F parts. ( Contact us for Flammability V0 material )  
Standard in weather-resistant EPDM rubbers for B.D parts. ( NBR rubber is optional for oil-resistance applications )  
**Our black cable glands are suitable for outdoor use have been subjected to UV light exposure and water immersion same as UL746C (f1) rating. UV ( Irradiance 340 nm ) exposure is performed by using a xenon-arc weatherometer for 1000 hours and intermittent exposure to water spray.**
- IP Protection : IP68 - depending on the less differences between cable diameters & sealing-hole openings. ( Less is Better )
- Working Temp. : - 40 °C to 105 °C ( - 40 °F to 221 °F ). Short-Term to 160 °C ( 320 °F ).
- Application : AVC's smart multi-hole cable glands allow several cables water-tightly to be lead through in one gland simultaneously. From AVC's widest variety size choices, no need to use one gland for each wire, so the spaces of wire entry can be reduced to minimize costs & working time.
- \* Contact us for designing & ordering different sealing hole patterns with varying diameters & other extended gland sizes. ( Sealing Inserts are not sold separately )
- \* AVC sealing inserts are available in split versions for mounting wires with pre-assembled terminals or connectors. ( Minimum order quantity is required )
- \* The Washer ( Gasket ) and Lock Nut are all included in each cable gland, this saves additional ordering work and storage locations.

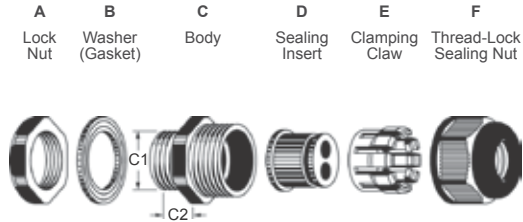
Seal Holes	Thread	Cat. No.			Cable Range mmφ	Thread O. D. C1 mm	Panel Mounting Hole mm	Thread Length C2 mm	Spanner Size A / F mm	Body Min. I. D. mm	Std. Pkg. pcs	
		Sizes										
			Black RAL 9005	Light Grey RAL 7035	Silver Grey RAL 7001							
Short Thread	M16 X 1.5	MG16A - H2 - 02 - ST	B	G	SG	2.6 ~ 1.6	16	16 ~ 16.3	10	22 / 22	10.5	50
		MG16AS - H2 - 03	B	G	SG	3.1 ~ 2	16	16 ~ 16.3	10	22 / 19	7.8	50
		MG16A - H2 - 03 - ST	B	G	SG	3 ~ 2	16	16 ~ 16.3	10	22 / 22	10.5	50
		MG16A - H2 - 04 - ST	B	G	SG	4.1 ~ 3	16	16 ~ 16.3	10	22 / 22	10.5	50
	M20 X 1.5	MG20AS - H2 - 02	B	G	SG	2.6 ~ 1.6	20	20 ~ 20.3	10	24 / 22	10	50
		MG20AS - H2 - 03	B	G	SG	3 ~ 2	20	20 ~ 20.3	10	24 / 22	10	50
		MG20A - H2 - 03 - ST	B	G	SG	3.5 ~ 2.5	20	20 ~ 20.3	10	27 / 27	14	50
		MG20AS - H2 - 04	B	G	SG	4.1 ~ 3	20	20 ~ 20.3	10	24 / 22	10	50
		MG20A - H2 - 04 - ST	B	G	SG	4.3 ~ 3.3	20	20 ~ 20.3	10	27 / 27	14	50
		MG20A - H2 - 06 - ST	B	G	SG	6.1 ~ 4.3	20	20 ~ 20.3	10	27 / 27	14	50
	M25 X 1.5	MG25AS - H2 - 03	B	G	SG	3.5 ~ 2.5	25	25 ~ 25.4	12	33 / 27	14	50
		MG25AS - H2 - 04	B	G	SG	4.3 ~ 3.3	25	25 ~ 25.4	12	33 / 27	14	50
		MG25A - H2 - 05 - ST	B	G	SG	5.2 ~ 3.6	25	25 ~ 25.4	10	33 / 33	19	50
		MG25AS - H2 - 06	B	G	SG	6.1 ~ 4.3	25	25 ~ 25.4	12	33 / 27	14	50
		MG25A - H2 - 06 - ST	B	G	SG	6.5 ~ 5.1	25	25 ~ 25.4	10	33 / 33	19	50
		MG25A - H2 - 08 - ST	B	G	SG	8.7 ~ 6.4	25	25 ~ 25.4	10	33 / 33	19	50
	M32 X 1.5	MG32AS - H2 - 05	B	G	SG	5.2 ~ 3.6	32	32 ~ 32.4	12	41 / 33	19	10
		MG32AS - H2 - 06	B	G	SG	6.5 ~ 5.1	32	32 ~ 32.4	12	41 / 33	19	10
		MG32AS - H2 - 08	B	G	SG	8.7 ~ 6.4	32	32 ~ 32.4	12	41 / 33	19	10
	M40 X 1.5	MG32A - H2 - 10 - ST	B	G	SG	10 ~ 7.7	32	32 ~ 32.4	11	41 / 42	25	10
MG40A - H2 - 09 - ST		B	G	SG	9 ~ 7	40	40 ~ 40.4	12	50 / 52	32	10	
		MG40A - H2 - 13 - ST	B	G	SG	13 ~ 11	40	40 ~ 40.4	12	50 / 52	32	10
2 HOLES Long Thread	M12 X 1.5	MG12A - H2 - 03	B	G	SG	3.1 ~ 2	12	12 ~ 12.3	9	18 / 19	7.8	50
	M16 X 1.5	MG16A - H2 - 02	B	G	SG	2.6 ~ 1.6	16	16 ~ 16.3	15	22 / 22	10.5	50
		MG16A - H2 - 03	B	G	SG	3 ~ 2	16	16 ~ 16.3	15	22 / 22	10.5	50
		MG16A - H2 - 04	B	G	SG	4.1 ~ 3	16	16 ~ 16.3	15	22 / 22	10.5	50
	M20 X 1.5	MG20A - H2 - 03	B	G	SG	3.5 ~ 2.5	20	20 ~ 20.3	15	27 / 27	14	50
		MG20A - H2 - 04	B	G	SG	4.3 ~ 3.3	20	20 ~ 20.3	15	27 / 27	14	50
		MG20AM - H2 - 05	B	G	SG	5.2 ~ 3.5	20	20 ~ 20.3	15	24 / 24	12.5	50
	M25 X 1.5	MG20A - H2 - 06	B	G	SG	6.1 ~ 4.3	20	20 ~ 20.3	15	27 / 27	14	50
		MG25A - H2 - 05	B	G	SG	5.2 ~ 3.6	25	25 ~ 25.4	15	33 / 33	19	50
		MG25A - H2 - 06	B	G	SG	6.5 ~ 5.1	25	25 ~ 25.4	15	33 / 33	19	50
	M32 X 1.5	MG25A - H2 - 08	B	G	SG	8.7 ~ 6.4	25	25 ~ 25.4	15	33 / 33	19	50
		MG32A - H2 - 10	B	G	SG	10 ~ 7.7	32	32 ~ 32.4	15	41 / 42	25	10
	M40 X 1.5	MG40A - H2 - 09	B	G	SG	9 ~ 7	40	40 ~ 40.4	20	50 / 52	32	10
		MG40A - H2 - 13	B	G	SG	13 ~ 11	40	40 ~ 40.4	20	50 / 52	32	10
	PG 7	PGA7 - H2 - 03	B	G	SG	3.1 ~ 2	12.5	12.5 ~ 12.8	8.5	17 / 19	8	50
	PG 9	PGA9 - H2 - 03	B	G	SG	3.1 ~ 2	15.2	15.2 ~ 15.5	9	22 / 19	8	50
	PG 11	PGA11 - H2 - 02	B	G	SG	2.6 ~ 1.6	18.6	18.6 ~ 18.9	10	24 / 22	10.5	50
		PGA11 - H2 - 03	B	G	SG	3 ~ 2	18.6	18.6 ~ 18.9	10	24 / 22	10.5	50
	PG 13.5	PGA11 - H2 - 04	B	G	SG	4.1 ~ 3	18.6	18.6 ~ 18.9	10	24 / 22	10.5	50
		PGA13.5 - H2 - 05	B	G	SG	5.2 ~ 3.5	20.4	20.4 ~ 20.7	10	27 / 24	12.5	50
PG 16	PGA16 - H2 - 03	B	G	SG	3.5 ~ 2.5	22.5	22.5 ~ 22.8	11	30 / 27	14	50	
	PGA16 - H2 - 04	B	G	SG	4.3 ~ 3.3	22.5	22.5 ~ 22.8	11	30 / 27	14	50	
	PGA16 - H2 - 06	B	G	SG	6.1 ~ 4.3	22.5	22.5 ~ 22.8	11	30 / 27	14	50	
PG 21	PGA21 - H2 - 05	B	G	SG	5.2 ~ 3.6	28.3	28.3 ~ 28.7	12.5	36 / 33	18.5	50	
	PGA21 - H2 - 06	B	G	SG	6.5 ~ 5.1	28.3	28.3 ~ 28.7	12.5	36 / 33	18.5	50	
	PGA21 - H2 - 08	B	G	SG	8.7 ~ 6.4	28.3	28.3 ~ 28.7	12.5	36 / 33	18.5	50	
PG 29	PGA29 - H2 - 10	B	G	SG	10 ~ 7.7	37	37 ~ 37.4	12	46 / 42	25	10	
PG 36	PGA36 - H2 - 09	B	G	SG	9 ~ 7	47	47 ~ 47.4	15	57 / 52	30.5	10	
	PGA36 - H2 - 13	B	G	SG	13 ~ 11	47	47 ~ 47.4	15	57 / 52	30.5	10	

## 210-8010 Multi-Hole Insert Cable Glands (2 Holes)

PATENTED

G (PF)

NPT



- Thread Type : G ( PF ) and NPT.
- Material Data : Halogen-free Nylon PA 66 ( Flammability UL 94V-2 ) for A.C.E.F parts. ( Contact us for Flammability V0 material )  
Standard in weather-resistant EPDM rubbers for B.D parts. ( NBR rubber is optional for oil-resistance applications )  
**Our black cable glands are suitable for outdoor use have been subjected to UV light exposure and water immersion same as UL746C (f1) rating. UV ( Irradiance 340 nm ) exposure is performed by using a xenon-arc weatherometer for 1000 hours and intermittent exposure to water spray.**
- IP Protection : IP68 - depending on the less differences between cable diameters & sealing-hole openings. ( Less is Better )
- Working Temp. : - 40 °C to 105 °C ( - 40 °F to 221 °F ). Short-Term to 160 °C ( 320 °F ).
- Application : With AVC's unique clamping design, a multi-hole cable gland allows several cables to be lead through it simultaneously and can provides excellent watertight performance for each wire. From the widest variety choices of AVC's gland bodies & multi-hole inserts, there is no need to use one gland for each wire, so the spaces of wire entries can be reduced ( good for limited spaces ). These high quality cable glands are the best solutions to minimize the costs, spaces and working time used in electrical and electronics technologies, machines, telecommunications, wireless networking ODUs, power supplies, switches, junction boxes, solar PV modules, inverters, lightings, displays, traffics, signals, surveillance/security cameras, measurings, sensors, plant engineerings, installations and any kind of equipment for outdoor / indoor multi-cable entry applications.
- \* Contact us for designing & ordering different sealing hole patterns with varying diameters & other extended gland sizes. ( Sealing Inserts are not sold separately )
- \* AVC sealing inserts are available in split versions for mounting wires with pre-assembled terminals or connectors. ( Minimum order quantity is required )
- \* The Washer ( Gasket ) and Lock Nut are all included in each cable gland, this saves additional ordering work and storage locations.

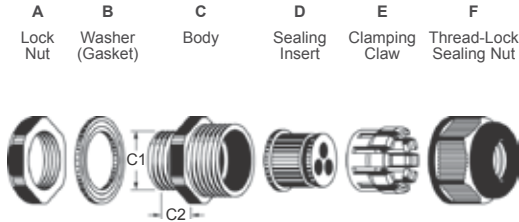
Seal	Holes	Thread	Cat. No.			Cable Range mmφ	Thread O. D. C1 mm	Panel Mounting Hole mm	Thread Length C2 mm	Spanner Size A / F mm	Body Min. I. D. mm	Std. Pkg. pcs	
			Sizes	Black RAL 9005	Light Grey RAL 7035								Silver Grey RAL 7001
G (PF)	2 HOLES	1/4	FGA13 - H2 - 03	B	G	SG	3.1 ~ 2	13.157	13.2 ~ 13.4	9	19 / 19	8	50
			FGA17 - H2 - 02	B	G	SG	2.6 ~ 1.6	16.662	16.7 ~ 16.9	10	22 / 22	10.5	50
	3/8	FGA17 - H2 - 03	B	G	SG	3 ~ 2	16.662	16.7 ~ 16.9	10	22 / 22	10.5	50	
		FGA17 - H2 - 04	B	G	SG	4.1 ~ 3	16.662	16.7 ~ 16.9	10	22 / 22	10.5	50	
	1/2	FGA21S - H2 - 02	B	G	SG	2.6 ~ 1.6	20.955	21 ~ 21.2	10	27 / 22	10.5	50	
		FGA21S - H2 - 03	B	G	SG	3 ~ 2	20.955	21 ~ 21.2	10	27 / 22	10.5	50	
		FGA21L - H2 - 03	B	G	SG	3.5 ~ 2.5	20.955	21 ~ 21.2	10	27 / 27	14	50	
		FGA21H - H2 - 03	B	G	SG	3.5 ~ 2.5	20.955	21 ~ 21.2	15	27 / 27	14	50	
		FGA21S - H2 - 04	B	G	SG	4.1 ~ 3	20.955	21 ~ 21.2	10	27 / 22	10.5	50	
		FGA21L - H2 - 04	B	G	SG	4.3 ~ 3.3	20.955	21 ~ 21.2	10	27 / 27	14	50	
		FGA21H - H2 - 04	B	G	SG	4.3 ~ 3.3	20.955	21 ~ 21.2	15	27 / 27	14	50	
		FGA21M - H2 - 05	B	G	SG	5.2 ~ 3.5	20.955	21 ~ 21.2	10	27 / 24	12.5	50	
	3/4	FGA21L - H2 - 06	B	G	SG	6.1 ~ 4.3	20.955	21 ~ 21.2	10	27 / 27	14	50	
		FGA21H - H2 - 06	B	G	SG	6.1 ~ 4.3	20.955	21 ~ 21.2	15	27 / 27	14	50	
		FGA26S - H2 - 03	B	G	SG	3.5 ~ 2.5	26.441	26.5 ~ 26.8	12	33 / 27	14	50	
		FGA26S - H2 - 04	B	G	SG	4.3 ~ 3.3	26.441	26.5 ~ 26.8	12	33 / 27	14	50	
		FGA26 - H2 - 05	B	G	SG	5.2 ~ 3.6	26.441	26.5 ~ 26.8	12.5	33 / 33	19	50	
		FGA26S - H2 - 06	B	G	SG	6.1 ~ 4.3	26.441	26.5 ~ 26.8	12	33 / 27	14	50	
	1	FGA26 - H2 - 06	B	G	SG	6.5 ~ 5.1	26.441	26.5 ~ 26.8	12.5	33 / 33	19	50	
		FGA26 - H2 - 08	B	G	SG	8.7 ~ 6.4	26.441	26.5 ~ 26.8	12.5	33 / 33	19	50	
		FGA33S - H2 - 05	B	G	SG	5.2 ~ 3.6	33.249	33.3 ~ 33.6	12	42 / 33	19	10	
		FGA33S - H2 - 06	B	G	SG	6.5 ~ 5.1	33.249	33.3 ~ 33.6	12	42 / 33	19	10	
	1 1/4	FGA33S - H2 - 08	B	G	SG	8.7 ~ 6.4	33.249	33.3 ~ 33.6	12	42 / 33	19	10	
		FGA33 - H2 - 10	B	G	SG	10 ~ 7.7	33.249	33.3 ~ 33.6	15	42 / 42	25	10	
NPT	3/8	FGA42 - H2 - 09	B	G	SG	9 ~ 7	41.91	42 ~ 42.3	15	53 / 52	32	10	
		FGA42 - H2 - 13	B	G	SG	13 ~ 11	41.91	42 ~ 42.3	15	53 / 52	32	10	
	1/2	NPA17 - H2 - 02	B	G	SG	2.6 ~ 1.6	17.055	17.2 ~ 17.4	13	22 / 22	10.5	50	
		NPA17 - H2 - 03	B	G	SG	3 ~ 2	17.055	17.2 ~ 17.4	13	22 / 22	10.5	50	
		NPA17 - H2 - 04	B	G	SG	4.1 ~ 3	17.055	17.2 ~ 17.4	13	22 / 22	10.5	50	
	3/4	NPA21 - H2 - 03	B	G	SG	3.5 ~ 2.5	21.223	21.4 ~ 21.7	13	27 / 27	14	50	
		NPA21 - H2 - 04	B	G	SG	4.3 ~ 3.3	21.223	21.4 ~ 21.7	13	27 / 27	14	50	
		NPA21 - H2 - 06	B	G	SG	6.1 ~ 4.3	21.223	21.4 ~ 21.7	13	27 / 27	14	50	
	1	NPA26 - H2 - 05	B	G	SG	5.2 ~ 3.6	26.568	26.8 ~ 27.1	15	33 / 33	19	50	
		NPA26 - H2 - 06	B	G	SG	6.5 ~ 5.1	26.568	26.8 ~ 27.1	15	33 / 33	19	50	
		NPA26 - H2 - 08	B	G	SG	8.7 ~ 6.4	26.568	26.8 ~ 27.1	15	33 / 33	19	50	
	1 1/4	NPA33 - H2 - 10	B	G	SG	10 ~ 7.7	33.227	33.5 ~ 33.8	17	42 / 42	25	10	

## 210-8010 Multi-Hole Insert Cable Glands (3 Holes)

PATENTED

Metric

PG



- Thread Type : Metric and PG.
- Material Data : Halogen-free Nylon PA 66 ( Flammability UL 94V-2 ) for A.C.E.F parts. ( Contact us for Flammability V0 material )  
Standard in weather-resistant EPDM rubbers for B.D parts. ( NBR rubber is optional for oil-resistance applications )  
**Our black cable glands are suitable for outdoor use have been subjected to UV light exposure and water immersion same as UL746C (f1) rating. UV ( Irradiance 340 nm ) exposure is performed by using a xenon-arc weatherometer for 1000 hours and intermittent exposure to water spray.**
- IP Protection : IP68 - depending on the less differences between cable diameters & sealing-hole openings. ( Less is Better )
- Working Temp. : - 40 °C to 105 °C ( - 40 °F to 221 °F ). Short-Term to 160 °C ( 320 °F ).
- Application : With AVC's unique clamping design, a multi-hole cable gland allows several cables to be lead through it simultaneously and can provides excellent watertight performance for each wire. From the widest variety choices of AVC's gland bodies & multi-hole inserts, there is no need to use one gland for each wire, so the spaces of wire entries can be reduced ( good for limited spaces ). These high quality cable glands are the best solutions to minimize the costs, spaces and working time for used on any kind of outdoor / indoor equipment in multi-cable entry applications .
- Contact us for designing & ordering different sealing hole patterns with varying diameters & other extended gland sizes. ( Sealing Inserts are not sold separately )
- AVC sealing inserts are available in split versions for mounting wires with pre-assembled terminals or connectors. ( Minimum order quantity is required )
- The Washer ( Gasket ) and Lock Nut are all included in each cable gland, this saves additional ordering work and storage locations.

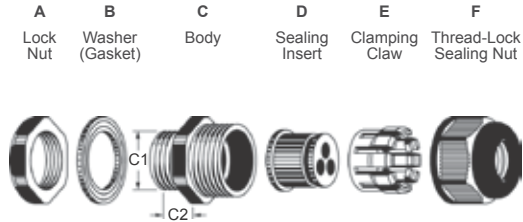
Seal Holes	Thread	Cat. No.				Cable Range mmφ	Thread O. D. C1 mm	Panel Mounting Hole mm	Thread Length C2 mm	Spanner Size A / F mm	Body Min. I. D. mm	Std. Pkg. pcs
		Sizes			Black RAL 9005							
Short Thread	M16 X 1.5	MG16AS - H3 - 02	B	G	SG	2.6 ~ 1.6	16	16 ~ 16.3	10	22 / 19	7.8	50
		MG16A - H3 - 03 - ST	B	G	SG	3 ~ 2	16	16 ~ 16.3	10	22 / 22	10.5	50
		MG16A - H3 - 04 - ST	B	G	SG	4.2 ~ 3	16	16 ~ 16.3	10	22 / 22	10.5	50
	M20 X 1.5	MG20AS - H3 - 03	B	G	SG	3 ~ 2	20	20 ~ 20.3	10	24 / 22	10	50
		MG20A - H3 - 03 - ST	B	G	SG	3.6 ~ 2.6	20	20 ~ 20.3	10	27 / 27	14	50
		MG20AS - H3 - 04	B	G	SG	4.2 ~ 3	20	20 ~ 20.3	10	24 / 22	10	50
	M25 X 1.5	MG20A - H3 - 04 - ST	B	G	SG	4.2 ~ 3	20	20 ~ 20.3	10	27 / 27	14	50
		MG20A - H3 - 05 - ST	B	G	SG	5.2 ~ 3.5	20	20 ~ 20.3	10	27 / 27	14	50
		MG25AS - H3 - 03	B	G	SG	3.6 ~ 2.6	25	25 ~ 25.4	12	33 / 27	14	50
	M32 X 1.5	MG25AS - H3 - 04	B	G	SG	4.2 ~ 3	25	25 ~ 25.4	12	33 / 27	14	50
		MG25AS - H3 - 05	B	G	SG	5.2 ~ 3.5	25	25 ~ 25.4	12	33 / 27	14	50
		MG25A - H3 - 05 - ST	B	G	SG	5.2 ~ 3.6	25	25 ~ 25.4	10	33 / 33	19	50
	M40 X 1.5	MG25A - H3 - 06 - ST	B	G	SG	6.2 ~ 4.8	25	25 ~ 25.4	10	33 / 33	19	50
		MG25A - H3 - 08 - ST	B	G	SG	8 ~ 6.2	25	25 ~ 25.4	10	33 / 33	19	50
		MG32AS - H3 - 05	B	G	SG	5.2 ~ 3.6	32	32 ~ 32.4	12	41 / 33	19	10
	3 HOLES	M12 X 1.5	MG32AS - H3 - 06	B	G	SG	6.2 ~ 4.8	32	32 ~ 32.4	12	41 / 33	19
MG32AS - H3 - 08			B	G	SG	8 ~ 6.2	32	32 ~ 32.4	12	41 / 33	19	10
MG32A - H3 - 10 - ST			B	G	SG	10 ~ 7.7	32	32 ~ 32.4	11	41 / 42	25	10
M20 X 1.5		MG40A - H3 - 08 - ST	B	G	SG	8.3 ~ 6.5	40	40 ~ 40.4	12	50 / 52	32	10
		MG40A - H3 - 10 - ST	B	G	SG	10 ~ 7.7	40	40 ~ 40.4	12	50 / 52	32	10
		MG12A - H3 - 02	B	G	SG	2.6 ~ 1.6	12	12 ~ 12.3	9	18 / 19	7.8	50
		MG16A - H3 - 03	B	G	SG	3 ~ 2	16	16 ~ 16.3	15	22 / 22	10.5	50
		MG16A - H3 - 04	B	G	SG	4.2 ~ 3	16	16 ~ 16.3	15	22 / 22	10.5	50
		MG20A - H3 - 03	B	G	SG	3.6 ~ 2.6	20	20 ~ 20.3	15	27 / 27	14	50
		MG20A - H3 - 04	B	G	SG	4.2 ~ 3	20	20 ~ 20.3	15	27 / 27	14	50
M25 X 1.5	MG20AM - H3 - 05	B	G	SG	5 ~ 3.5	20	20 ~ 20.3	15	24 / 24	12.5	50	
	MG20A - H3 - 05	B	G	SG	5.2 ~ 3.5	20	20 ~ 20.3	15	27 / 27	14	50	
	MG25A - H3 - 05	B	G	SG	5.2 ~ 3.6	25	25 ~ 25.4	15	33 / 33	19	50	
M32 X 1.5	MG25A - H3 - 06	B	G	SG	6.2 ~ 4.8	25	25 ~ 25.4	15	33 / 33	19	50	
	MG25A - H3 - 08	B	G	SG	8 ~ 6.2	25	25 ~ 25.4	15	33 / 33	19	50	
M40 X 1.5	MG32A - H3 - 10	B	G	SG	10 ~ 7.7	32	32 ~ 32.4	15	41 / 42	25	10	
	MG40A - H3 - 08	B	G	SG	8.3 ~ 6.5	40	40 ~ 40.4	20	50 / 52	32	10	
Long Thread	PG 7	MG40A - H3 - 10	B	G	SG	10 ~ 7.7	40	40 ~ 40.4	20	50 / 52	32	10
		PG 9	PGA7 - H3 - 02	B	G	SG	2.6 ~ 1.6	12.5	12.5 ~ 12.8	8.5	17 / 19	8
	PG 11	PGA9 - H3 - 02	B	G	SG	2.6 ~ 1.6	15.2	15.2 ~ 15.5	9	22 / 19	8	50
		PGA11 - H3 - 03	B	G	SG	3 ~ 2	18.6	18.6 ~ 18.9	10	24 / 22	10.5	50
	PG 13.5	PGA11 - H3 - 04	B	G	SG	4.2 ~ 3	18.6	18.6 ~ 18.9	10	24 / 22	10.5	50
		PGA13.5 - H3 - 05	B	G	SG	5 ~ 3.5	20.4	20.4 ~ 20.7	10	27 / 24	12.5	50
	PG 16	PGA16 - H3 - 03	B	G	SG	3.6 ~ 2.6	22.5	22.5 ~ 22.8	11	30 / 27	14	50
		PGA16 - H3 - 04	B	G	SG	4.2 ~ 3	22.5	22.5 ~ 22.8	11	30 / 27	14	50
	PG 21	PGA16 - H3 - 05	B	G	SG	5.2 ~ 3.5	22.5	22.5 ~ 22.8	11	30 / 27	14	50
		PGA21 - H3 - 05	B	G	SG	5.2 ~ 3.6	28.3	28.3 ~ 28.7	12.5	36 / 33	18.5	50
	PG 29	PGA21 - H3 - 06	B	G	SG	6.2 ~ 4.8	28.3	28.3 ~ 28.7	12.5	36 / 33	18.5	50
		PGA21 - H3 - 08	B	G	SG	8 ~ 6.2	28.3	28.3 ~ 28.7	12.5	36 / 33	18.5	50
	PG 36	PGA29 - H3 - 10	B	G	SG	10 ~ 7.7	37	37 ~ 37.4	12	46 / 42	25	10
		PGA36 - H3 - 08	B	G	SG	8.3 ~ 6.5	47	47 ~ 47.4	15	57 / 52	30.5	10
		PGA36 - H3 - 10	B	G	SG	10 ~ 7.7	47	47 ~ 47.4	15	57 / 52	30.5	10

## 210-8010 Multi-Hole Insert Cable Glands (3 Holes)

PATENTED

G (PF)

NPT



- Thread Type : G ( PF ) and NPT.
  - Material Data : Halogen-free Nylon PA 66 ( Flammability UL 94V-2 ) for A.C.E.F parts. ( Contact us for Flammability V0 material )  
Standard in weather-resistant EPDM rubbers for B.D parts. ( NBR rubber is optional for oil-resistance applications )  
*Our black cable glands are suitable for outdoor use have been subjected to UV light exposure and water immersion same as UL746C (f1) rating. UV ( Irradiance 340 nm ) exposure is performed by using a xenon-arc weatherometer for 1000 hours and intermittent exposure to water spray.*
  - IP Protection : IP68 - depending on the less differences between cable diameters & sealing-hole openings. ( Less is Better )
  - Working Temp. : - 40 °C to 105 °C ( - 40 °F to 221 °F ). Short-Term to 160 °C ( 320 °F ).
  - Application : With AVC's unique clamping design, a multi-hole cable gland allows several cables to be lead through it simultaneously and can provides excellent watertight performance for each wire. From the widest variety choices of AVC's gland bodies & multi-hole inserts, there is no need to use one gland for each wire, so the spaces of wire entries can be reduced ( good for limited spaces ). These high quality cable glands are the best solutions to minimize the costs, spaces and working time used in electrical and electronics technologies, machines, telecommunications, wireless networking ODU's, power supplies, switches, junction boxes, solar PV modules, inverters, lightings, displays, traffics, signals, surveillance/security cameras, measurings, sensors, plant engineerings, installations and any kind of equipment for outdoor / indoor multi-cable entry applications.
- \* Contact us for designing & ordering different sealing hole patterns with varying diameters & other extended gland sizes. ( Sealing Inserts are not sold separately )
- \* AVC sealing inserts are available in split versions for mounting wires with pre-assembled terminals or connectors. ( Minimum order quantity is required )
- \* The Washer ( Gasket ) and Lock Nut are all included in each cable gland, this saves additional ordering work and storage locations.

Seal Holes	Thread	Cat. No.			Cable Range mmφ	Thread O. D. C1 mm	Panel Mounting Hole mm	Thread Length C2 mm	Spanner Size A / F mm	Body Min. I. D. mm	Std. Pkg. pcs		
		Sizes	Black RAL 9005	Light Grey RAL 7035								Silver Grey RAL 7001	
3 HOLES	1/4	FGA13 - H3 - 02	B	G	SG	2.6 ~ 1.6	13.157	13.2 ~ 13.4	9	19 / 19	8	50	
		FGA17 - H3 - 03	B	G	SG	3 ~ 2	16.662	16.7 ~ 16.9	10	22 / 22	10.5	50	
	3/8	FGA17 - H3 - 04	B	G	SG	4.2 ~ 3	16.662	16.7 ~ 16.9	10	22 / 22	10.5	50	
		FGA21S - H3 - 03	B	G	SG	3 ~ 2	20.955	21 ~ 21.2	10	27 / 22	10.5	50	
	1/2	FGA21L - H3 - 03	B	G	SG	3.6 ~ 2.6	20.955	21 ~ 21.2	10	27 / 27	14	50	
			B	G	SG	3.6 ~ 2.6	20.955	21 ~ 21.2	15	27 / 27	14	50	
		FGA21S - H3 - 04	B	G	SG	4.2 ~ 3	20.955	21 ~ 21.2	10	27 / 22	10.5	50	
			B	G	SG	4.2 ~ 3	20.955	21 ~ 21.2	10	27 / 27	14	50	
		FGA21H - H3 - 04	B	G	SG	4.2 ~ 3	20.955	21 ~ 21.2	15	27 / 27	14	50	
			B	G	SG	5 ~ 3.5	20.955	21 ~ 21.2	10	27 / 24	12.5	50	
		3/4	FGA21L - H3 - 05	B	G	SG	5.2 ~ 3.5	20.955	21 ~ 21.2	10	27 / 27	14	50
				B	G	SG	5.2 ~ 3.5	20.955	21 ~ 21.2	15	27 / 27	14	50
		1	FGA26S - H3 - 03	B	G	SG	3.6 ~ 2.6	26.441	26.5 ~ 26.8	12	33 / 27	14	50
				B	G	SG	4.2 ~ 3	26.441	26.5 ~ 26.8	12	33 / 27	14	50
	1 1/4	FGA26S - H3 - 05	B	G	SG	5.2 ~ 3.5	26.441	26.5 ~ 26.8	12	33 / 27	14	50	
			B	G	SG	5.2 ~ 3.6	26.441	26.5 ~ 26.8	12.5	33 / 33	19	50	
	NPT 3/8	FGA26 - H3 - 06	B	G	SG	6.2 ~ 4.8	26.441	26.5 ~ 26.8	12.5	33 / 33	19	50	
			B	G	SG	8 ~ 6.2	26.441	26.5 ~ 26.8	12.5	33 / 33	19	50	
	NPT 1/2	FGA26 - H3 - 08	B	G	SG	8 ~ 6.2	26.441	26.5 ~ 26.8	12.5	33 / 33	19	50	
			B	G	SG	5.2 ~ 3.6	33.249	33.3 ~ 33.6	12	42 / 33	19	10	
NPT 3/4	FGA33S - H3 - 06	B	G	SG	6.2 ~ 4.8	33.249	33.3 ~ 33.6	12	42 / 33	19	10		
		B	G	SG	8 ~ 6.2	33.249	33.3 ~ 33.6	12	42 / 33	19	10		
NPT 1	FGA33 - H3 - 10	B	G	SG	10 ~ 7.7	33.249	33.3 ~ 33.6	15	42 / 42	25	10		
		B	G	SG	8.3 ~ 6.5	41.91	42 ~ 42.3	15	53 / 52	32	10		
NPT 3/8	FGA42 - H3 - 08	B	G	SG	10 ~ 7.7	41.91	42 ~ 42.3	15	53 / 52	32	10		
		B	G	SG	10 ~ 7.7	41.91	42 ~ 42.3	15	53 / 52	32	10		
NPT 1/2	NPA17 - H3 - 03	B	G	SG	3 ~ 2	17.055	17.2 ~ 17.4	13	22 / 22	10.5	50		
		B	G	SG	4.2 ~ 3	17.055	17.2 ~ 17.4	13	22 / 22	10.5	50		
NPT 3/4	NPA21 - H3 - 03	B	G	SG	3.6 ~ 2.6	21.223	21.4 ~ 21.7	13	27 / 27	14	50		
		B	G	SG	4.2 ~ 3	21.223	21.4 ~ 21.7	13	27 / 27	14	50		
NPT 1	NPA21 - H3 - 05	B	G	SG	5.2 ~ 3.5	21.223	21.4 ~ 21.7	13	27 / 27	14	50		
		B	G	SG	5.2 ~ 3.6	26.568	26.8 ~ 27.1	15	33 / 33	19	50		
NPT 3/8	NPA26 - H3 - 06	B	G	SG	6.2 ~ 4.8	26.568	26.8 ~ 27.1	15	33 / 33	19	50		
		B	G	SG	8 ~ 6.2	26.568	26.8 ~ 27.1	15	33 / 33	19	50		
NPT 1	NPA33 - H3 - 10	B	G	SG	10 ~ 7.7	33.227	33.5 ~ 33.8	17	42 / 42	25	10		
		B	G	SG	10 ~ 7.7	33.227	33.5 ~ 33.8	17	42 / 42	25	10		

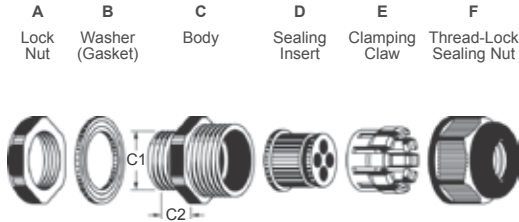


## 210-8010 Multi-Hole Insert Cable Glands (4 Holes)

PATENTED

Metric

PG



- Thread Type : Metric and PG.
- Material Data : Halogen-free Nylon PA 66 ( Flammability UL 94V-2 ) for A.C.E.F parts. ( Contact us for Flammability V0 material )  
Standard in weather-resistant EPDM rubbers for B.D parts. ( NBR rubber is optional for oil-resistance applications )  
**Our black cable glands are suitable for outdoor use have been subjected to UV light exposure and water immersion same as UL746C (f1) rating. UV ( Irradiance 340 nm ) exposure is performed by using a xenon-arc weatherometer for 1000 hours and intermittent exposure to water spray.**
- IP Protection : IP68 - depending on the less differences between cable diameters & sealing-hole openings. ( Less is Better )
- Working Temp. : - 40 °C to 105 °C ( - 40 °F to 221 °F ). Short-Term to 160 °C ( 320 °F ).
- Application : AVC's smart multi-hole cable glands allow several cables water-tightly to be lead through in one gland simultaneously. From AVC's widest variety size choices, no need to use one gland for each wire, so the space of wire entry can be reduced to minimize costs & working time.
- Contact us for designing & ordering different sealing hole patterns with varying diameters & other extended gland sizes. ( Sealing Inserts are not sold separately )
- AVC sealing inserts are available in split versions for mounting wires with pre-assembled terminals or connectors. ( Minimum order quantity is required )
- The Washer ( Gasket ) and Lock Nut are all included in each cable gland, this saves additional ordering work and storage location.

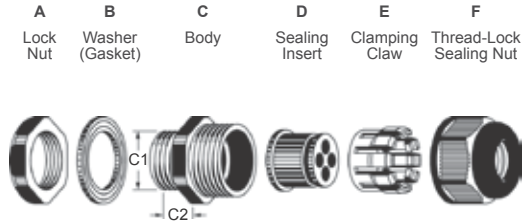
Seal Holes	Thread	Cat. No.			Cable Range mmφ	Thread O. D. C1 mm	Panel Mounting Hole mm	Thread Length C2 mm	Spanner Size A / F mm	Body Min. I. D. mm	Std. Pkg. pcs	
		Sizes										
			Black RAL 9005	Light Grey RAL 7035	Silver Grey RAL 7001							
Short Thread	M16 X 1.5	MG16AS - H4 - 02	B	G	SG	2.3 ~ 1.3	16	16 ~ 16.3	10	22 / 19	7.8	50
		MG16A - H4 - 02 - ST	B	G	SG	2.4 ~ 1.4	16	16 ~ 16.3	10	22 / 22	10.5	50
		MG16A - H4 - 03 - ST	B	G	SG	3.4 ~ 2.4	16	16 ~ 16.3	10	22 / 22	10.5	50
	M20 X 1.5	MG20AS - H4 - 02	B	G	SG	2.4 ~ 1.4	20	20 ~ 20.3	10	24 / 22	10	50
		MG20A - H4 - 02 - ST	B	G	SG	2.5 ~ 1.6	20	20 ~ 20.3	10	27 / 27	14	50
		MG20AS - H4 - 03	B	G	SG	3.4 ~ 2.4	20	20 ~ 20.3	10	24 / 22	10	50
		MG20A - H4 - 03 - ST	B	G	SG	3.6 ~ 2.5	20	20 ~ 20.3	10	27 / 27	14	50
		MG20A - H4 - 04 - ST	B	G	SG	4.8 ~ 3.4	20	20 ~ 20.3	10	27 / 27	14	50
		MG25AS - H4 - 02	B	G	SG	2.5 ~ 1.6	25	25 ~ 25.4	12	33 / 27	14	50
	M25 X 1.5	MG25AS - H4 - 03	B	G	SG	3.6 ~ 2.5	25	25 ~ 25.4	12	33 / 27	14	50
		MG25A - H4 - 03 - ST	B	G	SG	3.1 ~ 2	25	25 ~ 25.4	10	33 / 33	19	50
		MG25AS - H4 - 04	B	G	SG	4.8 ~ 3.4	25	25 ~ 25.4	12	33 / 27	14	50
		MG25A - H4 - 04 - ST	B	G	SG	4.1 ~ 3	25	25 ~ 25.4	10	33 / 33	19	50
		MG25A - H4 - 05 - ST	B	G	SG	5.2 ~ 3.8	25	25 ~ 25.4	10	33 / 33	19	50
		MG25A - H4 - 07 - ST	B	G	SG	7.3 ~ 5.6	25	25 ~ 25.4	10	33 / 33	19	50
		MG32AS - H4 - 03	B	G	SG	3.1 ~ 2	32	32 ~ 32.4	12	41 / 33	19	10
M32 X 1.5	MG32AS - H4 - 04	B	G	SG	4.1 ~ 3	32	32 ~ 32.4	12	41 / 33	19	10	
	MG32AS - H4 - 05	B	G	SG	5.2 ~ 3.8	32	32 ~ 32.4	12	41 / 33	19	10	
	MG32AS - H4 - 07	B	G	SG	7.3 ~ 5.6	32	32 ~ 32.4	12	41 / 33	19	10	
	MG32A - H4 - 09 - ST	B	G	SG	9 ~ 7	32	32 ~ 32.4	11	41 / 42	25	10	
M40 X 1.5	MG40A - H4 - 12 - ST	B	G	SG	12 ~ 10	40	40 ~ 40.4	12	50 / 52	32	10	
4 HOLES Long Thread	M12 X 1.5	MG12A - H4 - 02	B	G	SG	2.3 ~ 1.3	12	12 ~ 12.3	9	18 / 19	7.8	50
	M16 X 1.5	MG16A - H4 - 02	B	G	SG	2.4 ~ 1.4	16	16 ~ 16.3	15	22 / 22	10.5	50
		MG16A - H4 - 03	B	G	SG	3.4 ~ 2.4	16	16 ~ 16.3	15	22 / 22	10.5	50
	M20 X 1.5	MG20A - H4 - 02	B	G	SG	2.5 ~ 1.6	20	20 ~ 20.3	15	27 / 27	14	50
		MG20A - H4 - 03	B	G	SG	3.6 ~ 2.5	20	20 ~ 20.3	15	27 / 27	14	50
		MG20AM - H4 - 04	B	G	SG	4.2 ~ 3	20	20 ~ 20.3	15	24 / 24	12.5	50
	M25 X 1.5	MG20A - H4 - 04	B	G	SG	4.8 ~ 3.4	20	20 ~ 20.3	15	27 / 27	14	50
		MG25A - H4 - 03	B	G	SG	3.1 ~ 2	25	25 ~ 25.4	15	33 / 33	19	50
		MG25A - H4 - 04	B	G	SG	4.1 ~ 3	25	25 ~ 25.4	15	33 / 33	19	50
		MG25A - H4 - 05	B	G	SG	5.2 ~ 3.8	25	25 ~ 25.4	15	33 / 33	19	50
		MG25A - H4 - 07	B	G	SG	7.3 ~ 5.6	25	25 ~ 25.4	15	33 / 33	19	50
	M32 X 1.5	MG32A - H4 - 09	B	G	SG	9 ~ 7	32	32 ~ 32.4	15	41 / 42	25	10
	M40 X 1.5	MG40A - H4 - 12	B	G	SG	12 ~ 10	40	40 ~ 40.4	20	50 / 52	32	10
	PG 7	PGA7 - H4 - 02	B	G	SG	2.3 ~ 1.3	12.5	12.5 ~ 12.8	8.5	17 / 19	8	50
	PG 9	PGA9 - H4 - 02	B	G	SG	2.3 ~ 1.3	15.2	15.2 ~ 15.5	9	22 / 19	8	50
	PG 11	PGA11 - H4 - 02	B	G	SG	2.4 ~ 1.4	18.6	18.6 ~ 18.9	10	24 / 22	10.5	50
PG 11	PGA11 - H4 - 03	B	G	SG	3.4 ~ 2.4	18.6	18.6 ~ 18.9	10	24 / 22	10.5	50	
PG 13.5	PGA13.5 - H4 - 04	B	G	SG	4.2 ~ 3	20.4	20.4 ~ 20.7	10	27 / 24	12.5	50	
PG 16	PGA16 - H4 - 02	B	G	SG	2.5 ~ 1.6	22.5	22.5 ~ 22.8	11	30 / 27	14	50	
	PGA16 - H4 - 03	B	G	SG	3.6 ~ 2.5	22.5	22.5 ~ 22.8	11	30 / 27	14	50	
	PGA16 - H4 - 04	B	G	SG	4.8 ~ 3.4	22.5	22.5 ~ 22.8	11	30 / 27	14	50	
PG 21	PGA21 - H4 - 03	B	G	SG	3.1 ~ 2	28.3	28.3 ~ 28.7	12.5	36 / 33	18.5	50	
	PGA21 - H4 - 04	B	G	SG	4.1 ~ 3	28.3	28.3 ~ 28.7	12.5	36 / 33	18.5	50	
	PGA21 - H4 - 05	B	G	SG	5.2 ~ 3.8	28.3	28.3 ~ 28.7	12.5	36 / 33	18.5	50	
	PGA21 - H4 - 07	B	G	SG	7.3 ~ 5.6	28.3	28.3 ~ 28.7	12.5	36 / 33	18.5	50	
PG 29	PGA29 - H4 - 09	B	G	SG	9 ~ 7	37	37 ~ 37.4	12	46 / 42	25	10	
PG 36	PGA36 - H4 - 12	B	G	SG	12 ~ 10	47	47 ~ 47.4	15	57 / 52	30.5	10	

## 210-8010 Multi-Hole Insert Cable Glands (4 Holes)

PATENTED

G (PF)

NPT



- Thread Type : G ( PF ) and NPT.
- Material Data : Halogen-free Nylon PA 66 ( Flammability UL 94V-2 ) for A.C.E.F parts. ( Contact us for Flammability V0 material )  
Standard in weather-resistant EPDM rubbers for B.D parts. ( NBR rubber is optional for oil-resistance applications )  
**Our black cable glands are suitable for outdoor use have been subjected to UV light exposure and water immersion same as UL746C (f1) rating. UV ( Irradiance 340 nm ) exposure is performed by using a xenon-arc weatherometer for 1000 hours and intermittent exposure to water spray.**
- IP Protection : IP68 - depending on the less differences between cable diameters & sealing-hole openings. ( Less is Better )
- Working Temp. : - 40 °C to 105 °C ( - 40 °F to 221 °F ). Short-Term to 160 °C ( 320 °F ).
- Application : With AVC's unique clamping design, a multi-hole cable gland allows several cables to be lead through it simultaneously and can provides excellent watertight performance for each wire. From the widest variety choices of AVC's gland bodies & multi-hole inserts, there is no need to use one gland for each wire, so the spaces of wire entries can be reduced ( good for limited spaces ). These high quality cable glands are the best solutions to minimize the costs, spaces and working time used in electrical and electronics technologies, machines, telecommunications, wireless networking ODU's, power supplies, switches, junction boxes, solar PV modules, inverters, lightings, displays, traffics, signals, surveillance/security cameras, measurings, sensors, plant engineerings, installations and any kind of equipment for outdoor / indoor multi-cable entry applications.
- \* Contact us for designing & ordering different sealing hole patterns with varying diameters & other extended gland sizes. ( Sealing Inserts are not sold separately )
- \* AVC sealing inserts are available in split versions for mounting wires with pre-assembled terminals or connectors. ( Minimum order quantity is required )
- \* The Washer ( Gasket ) and Lock Nut are all included in each cable gland, this saves additional ordering work and storage locations.

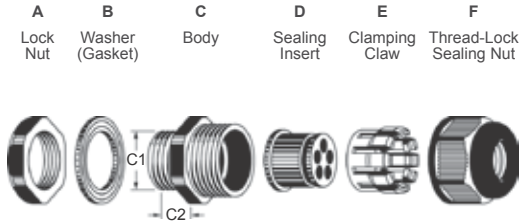
Seal Holes	Thread	Cat. No.			Cable Range mmφ	Thread O. D. C1 mm	Panel Mounting Hole mm	Thread Length C2 mm	Spanner Size A / F mm	Body Min. I. D. mm	Std. Pkg. pcs	
		Sizes	Black RAL 9005	Light Grey RAL 7035								Silver Grey RAL 7001
4 HOLES 	1/4	FGA13 - H4 - 02	B	G	SG	2.3 ~ 1.3	13.157	13.2 ~ 13.4	9	19 / 19	8	50
		FGA17 - H4 - 02	B	G	SG	2.4 ~ 1.4	16.662	16.7 ~ 16.9	10	22 / 22	10.5	50
	3/8	FGA17 - H4 - 03	B	G	SG	3.4 ~ 2.4	16.662	16.7 ~ 16.9	10	22 / 22	10.5	50
		FGA21S - H4 - 02	B	G	SG	2.4 ~ 1.4	20.955	21 ~ 21.2	10	27 / 22	10.5	50
	1/2	FGA21L - H4 - 02	B	G	SG	2.5 ~ 1.6	20.955	21 ~ 21.2	10	27 / 27	14	50
		FGA21H - H4 - 02	B	G	SG	2.5 ~ 1.6	20.955	21 ~ 21.2	15	27 / 27	14	50
		FGA21S - H4 - 03	B	G	SG	3.4 ~ 2.4	20.955	21 ~ 21.2	10	27 / 22	10.5	50
		FGA21L - H4 - 03	B	G	SG	3.6 ~ 2.5	20.955	21 ~ 21.2	15	27 / 27	14	50
		FGA21H - H4 - 03	B	G	SG	3.6 ~ 2.5	20.955	21 ~ 21.2	15	27 / 27	14	50
		FGA21M - H4 - 04	B	G	SG	4.2 ~ 3	20.955	21 ~ 21.2	10	27 / 24	12.5	50
		FGA21L - H4 - 04	B	G	SG	4.8 ~ 3.4	20.955	21 ~ 21.2	10	27 / 27	14	50
		FGA21H - H4 - 04	B	G	SG	4.8 ~ 3.4	20.955	21 ~ 21.2	15	27 / 27	14	50
	3/4	FGA26S - H4 - 02	B	G	SG	2.5 ~ 1.6	26.441	26.5 ~ 26.8	12	33 / 27	14	50
		FGA26S - H4 - 03	B	G	SG	3.6 ~ 2.5	26.441	26.5 ~ 26.8	12	33 / 27	14	50
		FGA26 - H4 - 03	B	G	SG	3.1 ~ 2	26.441	26.5 ~ 26.8	12.5	33 / 33	19	50
		FGA26S - H4 - 04	B	G	SG	4.8 ~ 3.4	26.441	26.5 ~ 26.8	12	33 / 27	14	50
		FGA26 - H4 - 04	B	G	SG	4.1 ~ 3	26.441	26.5 ~ 26.8	12.5	33 / 33	19	50
		FGA26 - H4 - 05	B	G	SG	5.2 ~ 3.8	26.441	26.5 ~ 26.8	12.5	33 / 33	19	50
	1	FGA26 - H4 - 07	B	G	SG	7.3 ~ 5.6	26.441	26.5 ~ 26.8	12.5	33 / 33	19	50
		FGA33S - H4 - 03	B	G	SG	3.1 ~ 2	33.249	33.3 ~ 33.6	12	42 / 33	19	10
		FGA33S - H4 - 04	B	G	SG	4.1 ~ 3	33.249	33.3 ~ 33.6	12	42 / 33	19	10
		FGA33S - H4 - 05	B	G	SG	5.2 ~ 3.8	33.249	33.3 ~ 33.6	12	42 / 33	19	10
		FGA33S - H4 - 07	B	G	SG	7.3 ~ 5.6	33.249	33.3 ~ 33.6	12	42 / 33	19	10
	1 1/4	FGA33 - H4 - 09	B	G	SG	9 ~ 7	33.249	33.3 ~ 33.6	15	42 / 42	25	10
FGA42 - H4 - 12		B	G	SG	12 ~ 10	41.91	42 ~ 42.3	15	53 / 52	32	10	
NPT 3/8	NPA17 - H4 - 02	B	G	SG	2.4 ~ 1.4	17.055	17.2 ~ 17.4	13	22 / 22	10.5	50	
	NPA17 - H4 - 03	B	G	SG	3.4 ~ 2.4	17.055	17.2 ~ 17.4	13	22 / 22	10.5	50	
NPT 1/2	NPA21 - H4 - 02	B	G	SG	2.5 ~ 1.6	21.223	21.4 ~ 21.7	13	27 / 27	14	50	
	NPA21 - H4 - 03	B	G	SG	3.6 ~ 2.5	21.223	21.4 ~ 21.7	13	27 / 27	14	50	
NPT 3/4	NPA21 - H4 - 04	B	G	SG	4.8 ~ 3.4	21.223	21.4 ~ 21.7	13	27 / 27	14	50	
	NPA26 - H4 - 03	B	G	SG	3.1 ~ 2	26.568	26.8 ~ 27.1	15	33 / 33	19	50	
	NPA26 - H4 - 04	B	G	SG	4.1 ~ 3	26.568	26.8 ~ 27.1	15	33 / 33	19	50	
	NPA26 - H4 - 05	B	G	SG	5.2 ~ 3.8	26.568	26.8 ~ 27.1	15	33 / 33	19	50	
	NPA26 - H4 - 07	B	G	SG	7.3 ~ 5.6	26.568	26.8 ~ 27.1	15	33 / 33	19	50	
NPT 1	NPA33 - H4 - 09	B	G	SG	9 ~ 7	33.227	33.5 ~ 33.8	17	42 / 42	25	10	

## 210-8010 Multi-Hole Insert Cable Glands (5 Holes)

PATENTED

Metric

PG



- Thread Type : Metric and PG.
- Material Data : Halogen-free Nylon PA 66 ( Flammability UL 94V-2 ) for A.C.E.F parts. ( Contact us for Flammability V0 material ) Standard in weather-resistant EPDM rubbers for B.D parts. ( NBR rubber is optional for oil-resistance applications )  
Our black cable glands are suitable for outdoor use have been subjected to UV light exposure and water immersion same as UL746C (f1) rating. UV ( Irradiance 340 nm ) exposure is performed by using a xenon-arc weatherometer for 1000 hours and intermittent exposure to water spray.
- IP Protection : IP68 - depending on the less differences between cable diameters & sealing-hole openings. ( Less is Better )
- Working Temp. : - 40 °C to 105 °C ( - 40 °F to 221 °F ). Short-Term to 160 °C ( 320 °F ).
- Application : With AVC's unique clamping design, a multi-hole cable gland allows several cables to be lead through it simultaneously and can provides excellent watertight performance for each wire. From the widest variety choices of AVC's gland bodies & multi-hole inserts, there is no need to use one gland for each wire, so the spaces of wire entries can be reduced ( good for limited spaces ). These high quality cable glands are the best solutions to minimize the costs, spaces and working time used in electrical and electronics technologies, machines, telecommunications, wireless networking ODUs, power supplies, switches, junction boxes, solar PV modules, inverters, lightings, displays, traffics, signals, surveillance/security cameras, measurings, sensors, plant engineerings, installations and any kind of equipment for outdoor / indoor multi-cable entry applications.
- \* Contact us for designing & ordering different sealing hole patterns with varying diameters & other extended gland sizes. ( Sealing Inserts are not sold separately )
- \* AVC sealing inserts are available in split versions for mounting wires with pre-assembled terminals or connectors. ( Minimum order quantity is required )
- \* The Washer ( Gasket ) and Lock Nut are all included in each cable gland, this saves additional ordering work and storage locations.

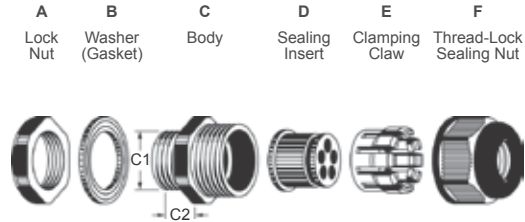
Seal Holes	Thread	Cat. No.	Sizes			Cable Range mmφ	Thread O. D. C1 mm	Panel Mounting Hole mm	Thread Length C2 mm	Spanner Size A / F mm	Body Min. I. D. mm	Std. Pkg. pcs	
			Black RAL 9005	Light Grey RAL 7035	Silver Grey RAL 7001								
5 HOLES	Short Thread	M16 X 1.5	MG16A - H5 - 02 - ST	B	G	SG	2.8 ~ 2	16	16 ~ 16.3	10	22 / 22	10.5	50
			MG20AS - H5 - 02	B	G	SG	2.8 ~ 2	20	20 ~ 20.3	10	24 / 22	10	50
		M20 X 1.5	MG20A - H5 - 02 - ST	B	G	SG	2 ~ 1.3	20	20 ~ 20.3	10	27 / 27	14	50
			MG20A - H5 - 03 - ST	B	G	SG	3.1 ~ 2	20	20 ~ 20.3	10	27 / 27	14	50
			MG20A - H5 - 04 - ST	B	G	SG	4.1 ~ 3	20	20 ~ 20.3	10	27 / 27	14	50
		M25 X 1.5	MG25AS - H5 - 02	B	G	SG	2 ~ 1.3	25	25 ~ 25.4	12	33 / 27	14	50
			MG25AS - H5 - 03	B	G	SG	3.1 ~ 2	25	25 ~ 25.4	12	33 / 27	14	50
			MG25A - H5 - 03 - ST	B	G	SG	3.6 ~ 2.6	25	25 ~ 25.4	10	33 / 33	19	50
			MG25AS - H5 - 04	B	G	SG	4.1 ~ 3	25	25 ~ 25.4	12	33 / 27	14	50
	MG25A - H5 - 04 - ST		B	G	SG	4.6 ~ 3.6	25	25 ~ 25.4	10	33 / 33	19	50	
	M32 X 1.5	MG32AS - H5 - 03	B	G	SG	6 ~ 4.6	25	25 ~ 25.4	10	33 / 33	19	50	
		MG32AS - H5 - 03	B	G	SG	3.6 ~ 2.6	32	32 ~ 32.4	12	41 / 33	19	10	
		MG32AS - H5 - 04	B	G	SG	4.6 ~ 3.6	32	32 ~ 32.4	12	41 / 33	19	10	
		MG32AS - H5 - 06	B	G	SG	6 ~ 4.6	32	32 ~ 32.4	12	41 / 33	19	10	
	M40 X 1.5	MG40A - H5 - 08 - ST	B	G	SG	8 ~ 6	32	32 ~ 32.4	11	41 / 42	25	10	
	Long Thread	M16 X 1.5	MG16A - H5 - 02	B	G	SG	2.8 ~ 2	16	16 ~ 16.3	15	22 / 22	10.5	50
			MG20A - H5 - 02	B	G	SG	2 ~ 1.3	20	20 ~ 20.3	15	27 / 27	14	50
		M20 X 1.5	MG20A - H5 - 03	B	G	SG	3.1 ~ 2	20	20 ~ 20.3	15	27 / 27	14	50
MG20A - H5 - 04			B	G	SG	4.1 ~ 3	20	20 ~ 20.3	15	27 / 27	14	50	
MG25A - H5 - 03			B	G	SG	3.6 ~ 2.6	25	25 ~ 25.4	15	33 / 33	19	50	
M25 X 1.5		MG25A - H5 - 04	B	G	SG	4.6 ~ 3.6	25	25 ~ 25.4	15	33 / 33	19	50	
		MG25A - H5 - 06	B	G	SG	6 ~ 4.6	25	25 ~ 25.4	15	33 / 33	19	50	
M32 X 1.5		MG32A - H5 - 08	B	G	SG	8 ~ 6	32	32 ~ 32.4	15	41 / 42	25	10	
M40 X 1.5		MG40A - H5 - 08	B	G	SG	8.3 ~ 6.5	40	40 ~ 40.4	20	50 / 52	32	10	
PG		PG 11	PGA11 - H5 - 02	B	G	SG	2.8 ~ 2	18.6	18.6 ~ 18.9	10	24 / 22	10.5	50
			PGA16 - H5 - 02	B	G	SG	2 ~ 1.3	22.5	22.5 ~ 22.8	11	30 / 27	14	50
		PG 16	PGA16 - H5 - 03	B	G	SG	3.1 ~ 2	22.5	22.5 ~ 22.8	11	30 / 27	14	50
	PGA16 - H5 - 04		B	G	SG	4.1 ~ 3	22.5	22.5 ~ 22.8	11	30 / 27	14	50	
	PG 21	PGA21 - H5 - 03	B	G	SG	3.6 ~ 2.6	28.3	28.3 ~ 28.7	12.5	36 / 33	18.5	50	
		PGA21 - H5 - 04	B	G	SG	4.6 ~ 3.6	28.3	28.3 ~ 28.7	12.5	36 / 33	18.5	50	
		PGA21 - H5 - 06	B	G	SG	6 ~ 4.6	28.3	28.3 ~ 28.7	12.5	36 / 33	18.5	50	
	PG 29	PGA29 - H5 - 08	B	G	SG	8 ~ 6	37	37 ~ 37.4	12	46 / 42	25	10	
PG 36	PGA36 - H5 - 08	B	G	SG	8.3 ~ 6.5	47	47 ~ 47.4	15	57 / 52	30.5	10		

## 210-8010 Multi-Hole Insert Cable Glands (5 Holes)

PATENTED

G (PF)

NPT



- Thread Type : G ( PF ) and NPT.
- Material Data : Halogen-free Nylon PA 66 ( Flammability UL 94V-2 ) for A.C.E.F parts. ( Contact us for Flammability V0 material )  
Standard in weather-resistant EPDM rubbers for B.D parts. ( NBR rubber is optional for oil-resistance applications )  
**Our black cable glands are suitable for outdoor use have been subjected to UV light exposure and water immersion same as UL746C (f1) rating. UV ( Irradiance 340 nm ) exposure is performed by using a xenon-arc weatherometer for 1000 hours and intermittent exposure to water spray.**
- IP Protection : IP68 - depending on the less differences between cable diameters & sealing-hole openings. ( Less is Better )
- Working Temp. : - 40 °C to 105 °C ( - 40 °F to 221 °F ). Short-Term to 160 °C ( 320 °F ).
- Application : With AVC's unique clamping design, a multi-hole cable gland allows several cables to be lead through it simultaneously and can provides excellent watertight performance for each wire. From the widest variety choices of AVC's gland bodies & multi-hole inserts, there is no need to use one gland for each wire, so the spaces of wire entries can be reduced ( good for limited spaces ). These high quality cable glands are the best solutions to minimize the costs, spaces and working time used in electrical and electronics technologies, machines, telecommunications, wireless networking ODUs, power supplies, switches, junction boxes, solar PV modules, inverters, lightings, displays, traffics, signals, surveillance/security cameras, measurings, sensors, plant engineerings, installations and any kind of equipment for outdoor / indoor multi-cable entry applications.
- \* Contact us for designing & ordering different sealing hole patterns with varying diameters & other extended gland sizes. ( Sealing Inserts are not sold separately )
- \* AVC sealing inserts are available in split versions for mounting wires with pre-assembled terminals or connectors. ( Minimum order quantity is required )
- \* The Washer ( Gasket ) and Lock Nut are all included in each cable gland, this saves additional ordering work and storage locations.

Seal	Holes	Thread	Cat. No.			Cable Range mmφ	Thread O. D. C1 mm	Panel Mounting Hole mm	Thread Length C2 mm	Spanner Size A / F mm	Body Min. I. D. mm	Std. Pkg. pcs	
			Sizes	Black RAL 9005	Light Grey RAL 7035								Silver Grey RAL 7001
5 HOLES	G ( PF )	3/8	FGA17 - H5 - 02	B	G	SG	2.8 ~ 2	16.662	16.7 ~ 16.9	10	22 / 22	10.5	50
			FGA21S - H5 - 02	B	G	SG	2.8 ~ 2	20.955	21 ~ 21.2	10	27 / 22	10.5	50
			FGA21L - H5 - 02	B	G	SG	2 ~ 1.3	20.955	21 ~ 21.2	10	27 / 27	14	50
			FGA21H - H5 - 02	B	G	SG	2 ~ 1.3	20.955	21 ~ 21.2	15	27 / 27	14	50
			FGA21L - H5 - 03	B	G	SG	3.1 ~ 2	20.955	21 ~ 21.2	10	27 / 27	14	50
			FGA21H - H5 - 03	B	G	SG	3.1 ~ 2	20.955	21 ~ 21.2	15	27 / 27	14	50
		1/2	FGA21L - H5 - 04	B	G	SG	4.1 ~ 3	20.955	21 ~ 21.2	10	27 / 27	14	50
			FGA21H - H5 - 04	B	G	SG	4.1 ~ 3	20.955	21 ~ 21.2	15	27 / 27	14	50
			FGA26S - H5 - 02	B	G	SG	2 ~ 1.3	26.441	26.5 ~ 26.8	12	33 / 27	14	50
			FGA26H - H5 - 03	B	G	SG	3.1 ~ 2	26.441	26.5 ~ 26.8	12	33 / 27	14	50
			FGA26 - H5 - 03	B	G	SG	3.6 ~ 2.6	26.441	26.5 ~ 26.8	12.5	33 / 33	19	50
			FGA26S - H5 - 04	B	G	SG	4.1 ~ 3	26.441	26.5 ~ 26.8	12	33 / 27	14	50
	3/4	FGA26 - H5 - 04	B	G	SG	4.6 ~ 3.6	26.441	26.5 ~ 26.8	12.5	33 / 33	19	50	
		FGA26 - H5 - 06	B	G	SG	6 ~ 4.6	26.441	26.5 ~ 26.8	12.5	33 / 33	19	50	
		FGA33S - H5 - 03	B	G	SG	3.6 ~ 2.6	33.249	33.3 ~ 33.6	12	42 / 33	19	10	
		FGA33S - H5 - 04	B	G	SG	4.6 ~ 3.6	33.249	33.3 ~ 33.6	12	42 / 33	19	10	
		FGA33S - H5 - 06	B	G	SG	6 ~ 4.6	33.249	33.3 ~ 33.6	12	42 / 33	19	10	
		FGA33 - H5 - 08	B	G	SG	8 ~ 6	33.249	33.3 ~ 33.6	15	42 / 42	25	10	
	NPT	3/8	FGA42 - H5 - 08	B	G	SG	8.3 ~ 6.5	41.91	42 ~ 42.3	15	53 / 52	32	10
			NPA17 - H5 - 02	B	G	SG	2.8 ~ 2	17.055	17.2 ~ 17.4	13	22 / 22	10.5	50
1/2		NPA21 - H5 - 02	B	G	SG	2 ~ 1.3	21.223	21.4 ~ 21.7	13	27 / 27	14	50	
		NPA21 - H5 - 03	B	G	SG	3.1 ~ 2	21.223	21.4 ~ 21.7	13	27 / 27	14	50	
		NPA21 - H5 - 04	B	G	SG	4.1 ~ 3	21.223	21.4 ~ 21.7	13	27 / 27	14	50	
3/4		NPA26 - H5 - 03	B	G	SG	3.6 ~ 2.6	26.568	26.8 ~ 27.1	15	33 / 33	19	50	
		NPA26 - H5 - 04	B	G	SG	4.6 ~ 3.6	26.568	26.8 ~ 27.1	15	33 / 33	19	50	
		NPA26 - H5 - 06	B	G	SG	6 ~ 4.6	26.568	26.8 ~ 27.1	15	33 / 33	19	50	
1	NPA33 - H5 - 08	B	G	SG	8 ~ 6	33.227	33.5 ~ 33.8	17	42 / 42	25	10		

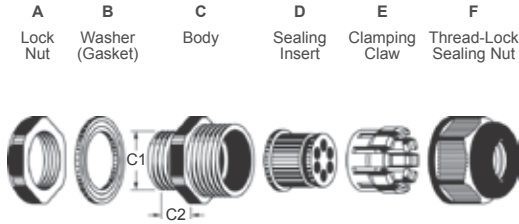


## 210-8010 Multi-Hole Insert Cable Glands (6 Holes)

PATENTED

Metric

PG



- Thread Type : Metric and PG.
- Material Data : Halogen-free Nylon PA 66 ( Flammability UL 94V-2 ) for A.C.E.F parts. ( Contact us for Flammability V0 material ) Standard in weather-resistant EPDM rubbers for B.D parts. ( NBR rubber is optional for oil-resistance applications )  
Our black cable glands are suitable for outdoor use have been subjected to UV light exposure and water immersion same as UL746C (f1) rating. UV ( Irradiance 340 nm ) exposure is performed by using a xenon-arc weatherometer for 1000 hours and intermittent exposure to water spray.
- IP Protection : IP68 - depending on the less differences between cable diameters & sealing-hole openings. ( Less is Better )
- Working Temp. : - 40 °C to 105 °C ( - 40 °F to 221 °F ). Short-Term to 160 °C ( 320 °F ).
- Application : With AVC's unique clamping design, a multi-hole cable gland allows several cables to be lead through it simultaneously and can provides excellent watertight performance for each wire. From the widest variety choices of AVC's gland bodies & multi-hole inserts, there is no need to use one gland for each wire, so the spaces of wire entries can be reduced ( good for limited spaces ). These high quality cable glands are the best solutions to minimize the costs, spaces and working time used in electrical and electronics technologies, machines, telecommunications, wireless networking ODUs, power supplies, switches, junction boxes, solar PV modules, inverters, lightings, displays, traffics, signals, surveillance/security cameras, measurings, sensors, plant engineerings, installations and any kind of equipment for outdoor / indoor multi-cable entry applications.
- \* Contact us for designing & ordering different sealing hole patterns with varying diameters & other extended gland sizes. ( Sealing Inserts are not sold separately )
- \* AVC sealing inserts are available in split versions for mounting wires with pre-assembled terminals or connectors. ( Minimum order quantity is required )
- \* The Washer ( Gasket ) and Lock Nut are all included in each cable gland, this saves additional ordering work and storage locations.

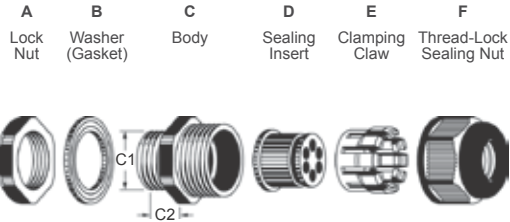
Seal	Thread	Cat. No.				Cable Range mmφ	Thread O. D. C1 mm	Panel Mounting Hole mm	Thread Length C2 mm	Spanner Size A / F mm	Body Min. I. D. mm	Std. Pkg. pcs	
		Sizes		Black RAL 9005	Light Grey RAL 7035								Silver Grey RAL 7001
6 HOLES	Short Thread	M16 X 1.5	MG16A - H6 - 02 - ST	B	G	SG	2.1 ~ 1.4	16	16 ~ 16.3	10	22 / 22	10.5	50
			MG20AS - H6 - 02	B	G	SG	2.1 ~ 1.4	20	20 ~ 20.3	10	24 / 22	10	50
		M20 X 1.5	MG20A - H6 - 02 - ST	B	G	SG	2 ~ 1.3	20	20 ~ 20.3	10	27 / 27	14	50
			MG20A - H6 - 03 - ST	B	G	SG	3 ~ 2	20	20 ~ 20.3	10	27 / 27	14	50
		M25 X 1.5	MG25AS - H6 - 02	B	G	SG	2 ~ 1.3	25	25 ~ 25.4	12	33 / 27	14	50
			MG25AS - H6 - 03	B	G	SG	3 ~ 2	25	25 ~ 25.4	12	33 / 27	14	50
			MG25A - H6 - 03 - ST	B	G	SG	3.6 ~ 2.6	25	25 ~ 25.4	10	33 / 33	19	50
			MG25A - H6 - 05 - ST	B	G	SG	5.2 ~ 3.6	25	25 ~ 25.4	10	33 / 33	19	50
	M32 X 1.5	MG32AS - H6 - 03	B	G	SG	3.6 ~ 2.6	32	32 ~ 32.4	12	41 / 33	19	10	
		MG32AS - H6 - 05	B	G	SG	5.2 ~ 3.6	32	32 ~ 32.4	12	41 / 33	19	10	
	MG32A - H6 - 07 - ST	B	G	SG	7 ~ 5.6	32	32 ~ 32.4	11	41 / 42	25	10		
	Long Thread	M16 X 1.5	MG16A - H6 - 02	B	G	SG	2.1 ~ 1.4	16	16 ~ 16.3	15	22 / 22	10.5	50
			MG20A - H6 - 02	B	G	SG	2 ~ 1.3	20	20 ~ 20.3	15	27 / 27	14	50
		M20 X 1.5	MG20A - H6 - 03	B	G	SG	3 ~ 2	20	20 ~ 20.3	15	27 / 27	14	50
			MG25A - H6 - 03	B	G	SG	3.6 ~ 2.6	25	25 ~ 25.4	15	33 / 33	19	50
		M25 X 1.5	MG25A - H6 - 05	B	G	SG	5.2 ~ 3.6	25	25 ~ 25.4	15	33 / 33	19	50
	M32 X 1.5	MG32A - H6 - 07	B	G	SG	7 ~ 5.6	32	32 ~ 32.4	15	41 / 42	25	10	
	PG	PG 11	PGA11 - H6 - 02	B	G	SG	2.1 ~ 1.4	18.6	18.6 ~ 18.9	10	24 / 22	10.5	50
PG 16		PGA16 - H6 - 02	B	G	SG	2 ~ 1.3	22.5	22.5 ~ 22.8	11	30 / 27	14	50	
		PGA16 - H6 - 03	B	G	SG	3 ~ 2	22.5	22.5 ~ 22.8	11	30 / 27	14	50	
PG 21		PGA21 - H6 - 03	B	G	SG	3.6 ~ 2.6	28.3	28.3 ~ 28.7	12.5	36 / 33	18.5	50	
		PGA21 - H6 - 05	B	G	SG	5.2 ~ 3.6	28.3	28.3 ~ 28.7	12.5	36 / 33	18.5	50	
PG 29	PGA29 - H6 - 07	B	G	SG	7 ~ 5.6	37	37 ~ 37.4	12	46 / 42	25	10		

## 210-8010 Multi-Hole Insert Cable Glands (6 Holes)

PATENTED

G (PF)

NPT



- Thread Type : G ( PF ) and NPT.
- Material Data : Halogen-free Nylon PA 66 ( Flammability UL 94V-2 ) for A.C.E.F parts. ( Contact us for Flammability V0 material )  
Standard in weather-resistant EPDM rubbers for B.D parts. ( NBR rubber is optional for oil-resistance applications )  
**Our black cable glands are suitable for outdoor use have been subjected to UV light exposure and water immersion same as UL746C (f1) rating. UV ( Irradiance 340 nm ) exposure is performed by using a xenon-arc weatherometer for 1000 hours and intermittent exposure to water spray.**
- IP Protection : IP68 - depending on the less differences between cable diameters & sealing-hole openings. ( Less is Better )
- Working Temp. : - 40 °C to 105 °C ( - 40 °F to 221 °F ). Short-Term to 160 °C ( 320 °F ).
- Application : With AVC's unique clamping design, a multi-hole cable gland allows several cables to be lead through it simultaneously and can provides excellent watertight performance for each wire. From the widest variety choices of AVC's gland bodies & multi-hole inserts, there is no need to use one gland for each wire, so the spaces of wire entries can be reduced ( good for limited spaces ). These high quality cable glands are the best solutions to minimize the costs, spaces and working time used in electrical and electronics technologies, machines, telecommunications, wireless networking ODUs, power supplies, switches, junction boxes, solar PV modules, inverters, lightings, displays, traffics, signals, surveillance/security cameras, measurings, sensors, plant engineerings, installations and any kind of equipment for outdoor / indoor multi-cable entry applications.
- \* Contact us for designing & ordering different sealing hole patterns with varying diameters & other extended gland sizes. ( Sealing Inserts are not sold separately )
- \* AVC sealing inserts are available in split versions for mounting wires with pre-assembled terminals or connectors. ( Minimum order quantity is required )
- \* The Washer ( Gasket ) and Lock Nut are all included in each cable gland, this saves additional ordering work and storage locations.

Seal	Holes	Thread	Cat. No.			Cable Range mmφ	Thread O. D. C1 mm	Panel Mounting Hole mm	Thread Length C2 mm	Spanner Size A / F mm	Body Min. I. D. mm	Std. Pkg. pcs	
			Sizes	Black RAL 9005	Light Grey RAL 7035								Silver Grey RAL 7001
	G (PF)	3/8	FGA17 - H6 - 02	B	G	SG	2.1 ~ 1.4	16.662	16.7 ~ 16.9	10	22 / 22	10.5	50
			FGA21S - H6 - 02	B	G	SG	2.1 ~ 1.4	20.955	21 ~ 21.2	10	27 / 22	10.5	50
			FGA21L - H6 - 02	B	G	SG	2 ~ 1.3	20.955	21 ~ 21.2	10	27 / 27	14	50
		1/2	FGA21H - H6 - 02	B	G	SG	2 ~ 1.3	20.955	21 ~ 21.2	15	27 / 27	14	50
			FGA21L - H6 - 03	B	G	SG	3 ~ 2	20.955	21 ~ 21.2	10	27 / 27	14	50
			FGA21H - H6 - 03	B	G	SG	3 ~ 2	20.955	21 ~ 21.2	15	27 / 27	14	50
		3/4	FGA26S - H6 - 02	B	G	SG	2 ~ 1.3	26.441	26.5 ~ 26.8	12	33 / 27	14	50
			FGA26S - H6 - 03	B	G	SG	3 ~ 2	26.441	26.5 ~ 26.8	12	33 / 27	14	50
			FGA26 - H6 - 03	B	G	SG	3.6 ~ 2.6	26.441	26.5 ~ 26.8	12.5	33 / 33	19	50
		1	FGA26 - H6 - 05	B	G	SG	5.2 ~ 3.6	26.441	26.5 ~ 26.8	12.5	33 / 33	19	50
			FGA33S - H6 - 03	B	G	SG	3.6 ~ 2.6	33.249	33.3 ~ 33.6	12	42 / 33	19	10
			FGA33S - H6 - 05	B	G	SG	5.2 ~ 3.6	33.249	33.3 ~ 33.6	12	42 / 33	19	10
			FGA33 - H6 - 07	B	G	SG	7 ~ 5.6	33.249	33.3 ~ 33.6	15	42 / 42	25	10
	NPT	3/8	NPA17 - H6 - 02	B	G	SG	2.1 ~ 1.4	17.055	17.2 ~ 17.4	13	22 / 22	10.5	50
			NPA21 - H6 - 02	B	G	SG	2 ~ 1.3	21.223	21.4 ~ 21.7	13	27 / 27	14	50
		1/2	NPA21 - H6 - 03	B	G	SG	3 ~ 2	21.223	21.4 ~ 21.7	13	27 / 27	14	50
			NPA26 - H6 - 03	B	G	SG	3.6 ~ 2.6	26.568	26.8 ~ 27.1	15	33 / 33	19	50
		3/4	NPA26 - H6 - 05	B	G	SG	5.2 ~ 3.6	26.568	26.8 ~ 27.1	15	33 / 33	19	50
NPA33 - H6 - 07			B	G	SG	7 ~ 5.6	33.227	33.5 ~ 33.8	17	42 / 42	25	10	

## 210-8010 Multi-Hole Insert Cable Glands (7 Holes)

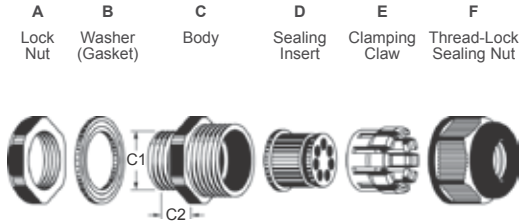
PATENTED

Metric

PG

G (PF)

NPT



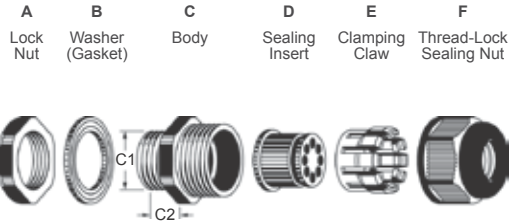
- Thread Type : Metric, PG, G ( PF ) and NPT.
- Material Data : Halogen-free Nylon PA 66 ( Flammability UL 94V-2 ) for A.C.E.F parts. ( Contact us for Flammability V0 material )  
Standard in weather-resistant EPDM rubbers for B.D parts. ( NBR rubber is optional for oil-resistance applications )  
*Our black cable glands are suitable for outdoor use have been subjected to UV light exposure and water immersion same as UL746C (f1) rating. UV ( Irradiance 340 nm ) exposure is performed by using a xenon-arc weatherometer for 1000 hours and intermittent exposure to water spray.*
- IP Protection : IP68 - depending on the less differences between cable diameters & sealing-hole openings. ( Less is Better )
- Working Temp. : - 40 °C to 105 °C ( - 40 °F to 221 °F ). Short-Term to 160 °C ( 320 °F ).
- Application : With AVC's unique clamping design, a multi-hole cable gland allows several cables to be lead through it simultaneously and can provides excellent watertight performance for each wire. From the widest variety choices of AVC's gland bodies & multi-hole inserts, there is no need to use one gland for each wire, so the spaces of wire entries can be reduced ( good for limited spaces ). These high quality cable glands are the best solutions to minimize the costs, spaces and working time used in electrical and electronics technologies, machines, telecommunications, wireless networking ODUs, power supplies, switches, junction boxes, solar PV modules, inverters, lightings, displays, traffics, signals, surveillance/security cameras, measurings, sensors, plant engineerings, installations and any kind of equipment for outdoor / indoor multi-cable entry applications.
- \* Contact us for designing & ordering different sealing hole patterns with varying diameters & other extended gland sizes. ( Sealing Inserts are not sold separately )
- \* AVC sealing inserts are available in split versions for mounting wires with pre-assembled terminals or connectors. ( Minimum order quantity is required )
- \* The Washer ( Gasket ) and Lock Nut are all included in each cable gland, this saves additional ordering work and storage locations.

Seal Holes	Thread	Cat. No.			Cable Range mmφ	Thread O. D. C1 mm	Panel Mounting Hole mm	Thread Length C2 mm	Spanner Size A / F mm	Body Min. I. D. mm	Std. Pkg. pcs		
		Sizes	Black RAL 9005	Light Grey RAL 7035								Silver Grey RAL 7001	
7 HOLES	Short Thread	M20 X 1.5	MG20A - H7 - 02 - ST	B	G	SG	2 ~ 1.3	20	20 ~ 20.3	10	27 / 27	14	50
			MG20A - H7 - 03 - ST	B	G	SG	3 ~ 2	20	20 ~ 20.3	10	27 / 27	14	50
		M25 X 1.5	MG25AS - H7 - 02	B	G	SG	2 ~ 1.3	25	25 ~ 25.4	12	33 / 27	14	50
			MG25AS - H7 - 03	B	G	SG	3 ~ 2	25	25 ~ 25.4	12	33 / 27	14	50
		M32 X 1.5	MG25A - H7 - 03 - ST	B	G	SG	3.6 ~ 2.6	25	25 ~ 25.4	10	33 / 33	19	50
			MG32AS - H7 - 03	B	G	SG	3.6 ~ 2.6	32	32 ~ 32.4	12	41 / 33	19	10
	Long Thread	M20 X 1.5	MG20A - H7 - 02	B	G	SG	2 ~ 1.3	20	20 ~ 20.3	15	27 / 27	14	50
			MG20A - H7 - 03	B	G	SG	3 ~ 2	20	20 ~ 20.3	15	27 / 27	14	50
		M25 X 1.5	MG25A - H7 - 03	B	G	SG	3.6 ~ 2.6	25	25 ~ 25.4	15	33 / 33	19	50
			MG32A - H7 - 06	B	G	SG	6 ~ 4.6	32	32 ~ 32.4	15	41 / 42	25	10
	PG 16	PGA16 - H7 - 02	B	G	SG	2 ~ 1.3	22.5	22.5 ~ 22.8	11	30 / 27	14	50	
		PGA16 - H7 - 03	B	G	SG	3 ~ 2	22.5	22.5 ~ 22.8	11	30 / 27	14	50	
PG 21		PGA21 - H7 - 03	B	G	SG	3.6 ~ 2.6	28.3	28.3 ~ 28.7	12.5	36 / 33	18.5	50	
PG 29		PGA29 - H7 - 06	B	G	SG	6 ~ 4.6	37	37 ~ 37.4	12	46 / 42	25	10	
G (PF)	1/2	FGA21L - H7 - 02	B	G	SG	2 ~ 1.3	20.955	21 ~ 21.2	10	27 / 27	14	50	
		FGA21H - H7 - 02	B	G	SG	2 ~ 1.3	20.955	21 ~ 21.2	15	27 / 27	14	50	
		FGA21L - H7 - 03	B	G	SG	3 ~ 2	20.955	21 ~ 21.2	10	27 / 27	14	50	
		FGA21H - H7 - 03	B	G	SG	3 ~ 2	20.955	21 ~ 21.2	15	27 / 27	14	50	
	3/4	FGA26S - H7 - 02	B	G	SG	2 ~ 1.3	26.441	26.5 ~ 26.8	12	33 / 27	14	50	
		FGA26S - H7 - 03	B	G	SG	3 ~ 2	26.441	26.5 ~ 26.8	12	33 / 27	14	50	
		FGA26 - H7 - 03	B	G	SG	3.6 ~ 2.6	26.441	26.5 ~ 26.8	12.5	33 / 33	19	50	
		FGA33S - H7 - 03	B	G	SG	3.6 ~ 2.6	33.249	33.3 ~ 33.6	12	42 / 33	19	10	
	1	FGA33S - H7 - 03	B	G	SG	3.6 ~ 2.6	33.249	33.3 ~ 33.6	12	42 / 33	19	10	
		FGA33 - H7 - 06	B	G	SG	6 ~ 4.6	33.249	33.3 ~ 33.6	15	42 / 42	25	10	
NPT	1/2	NPA21 - H7 - 02	B	G	SG	2 ~ 1.3	21.223	21.4 ~ 21.7	13	27 / 27	14	50	
		NPA21 - H7 - 03	B	G	SG	3 ~ 2	21.223	21.4 ~ 21.7	13	27 / 27	14	50	
	3/4	NPA26 - H7 - 03	B	G	SG	3.6 ~ 2.6	26.568	26.8 ~ 27.1	15	33 / 33	19	50	
		NPT 1	NPA33 - H7 - 06	B	G	SG	6 ~ 4.6	33.227	33.5 ~ 33.8	17	42 / 42	25	10

## 210-8010 Multi-Hole Insert Cable Glands (8 Holes)

PATENTED

Metric PG G (PF) NPT



- Thread Type : Metric, PG, G ( PF ) and NPT.
- Material Data : Halogen-free Nylon PA 66 ( Flammability UL 94V-2 ) for A.C.E.F parts. ( Contact us for Flammability V0 material )  
Standard in weather-resistant EPDM rubbers for B.D parts. ( NBR rubber is optional for oil-resistance applications )  
**Our black cable glands are suitable for outdoor use have been subjected to UV light exposure and water immersion same as UL746C (f1) rating. UV ( Irradiance 340 nm ) exposure is performed by using a xenon-arc weatherometer for 1000 hours and intermittent exposure to water spray.**
- IP Protection : IP68 - depending on the less differences between cable diameters & sealing-hole openings. ( Less is Better )
- Working Temp. : - 40 °C to 105 °C ( - 40 °F to 221 °F ). Short-Term to 160 °C ( 320 °F ).
- Application : With AVC's unique clamping design, a multi-hole cable gland allows several cables to be lead through it simultaneously and can provides excellent watertight performance for each wire. From the widest variety choices of AVC's gland bodies & multi-hole inserts, there is no need to use one gland for each wire, so the spaces of wire entries can be reduced ( good for limited spaces ). These high quality cable glands are the best solutions to minimize the costs, spaces and working time for used on any kind of outdoor / indoor equipment in multi-cable entry applications.
- \* Contact us for designing & ordering different sealing hole patterns with varying diameters & other extended gland sizes. ( Sealing Inserts are not sold separately )
- \* AVC sealing inserts are available in split versions for mounting wires with pre-assembled terminals or connectors. ( Minimum order quantity is required )
- \* The Washer ( Gasket ) and Lock Nut are all included in each cable gland, this saves additional ordering work and storage locations.

Seal	Holes	Thread	Cat. No.			Cable Range mmφ	Thread O. D. C1 mm	Panel Mounting Hole mm	Thread Length C2 mm	Spanner Size A / F mm	Body Min. I. D. mm	Std. Pkg. pcs	
			Sizes	Black RAL 9005	Light Grey RAL 7035								Silver Grey RAL 7001
8 HOLES	Short Thread	M20 X 1.5	MG20A - H8 - 01 - ST	B	G	SG	1.5 ~ 1	20	20 ~ 20.3	10	27 / 27	14	50
			MG20A - H8 - 02 - ST	B	G	SG	2.8 ~ 2	20	20 ~ 20.3	10	27 / 27	14	50
			MG25AS - H8 - 01	B	G	SG	1.5 ~ 1	25	25 ~ 25.4	12	33 / 27	14	50
		M25 X 1.5	MG25AS - H8 - 02	B	G	SG	2.8 ~ 2	25	25 ~ 25.4	12	33 / 27	14	50
			MG25A - H8 - 03 - ST	B	G	SG	3.6 ~ 2.6	25	25 ~ 25.4	10	33 / 33	19	50
			MG25A - H8 - 04 - ST	B	G	SG	4.1 ~ 3	25	25 ~ 25.4	10	33 / 33	19	50
		M32 X 1.5	MG25A - H8 - 05 - ST	B	G	SG	5.1 ~ 4.5	25	25 ~ 25.4	10	33 / 33	19	50
			MG32AS - H8 - 03	B	G	SG	3.6 ~ 2.6	32	32 ~ 32.4	12	41 / 33	19	10
			MG32AS - H8 - 04	B	G	SG	4.1 ~ 3	32	32 ~ 32.4	12	41 / 33	19	10
	Long Thread	M20 X 1.5	MG32AS - H8 - 05	B	G	SG	5.1 ~ 4.5	32	32 ~ 32.4	12	41 / 33	19	10
			MG32A - H8 - 05 - ST	B	G	SG	5.1 ~ 4	32	32 ~ 32.4	11	41 / 42	25	10
			MG20A - H8 - 01	B	G	SG	1.5 ~ 1	20	20 ~ 20.3	15	27 / 27	14	50
		M25 X 1.5	MG20A - H8 - 02	B	G	SG	2.8 ~ 2	20	20 ~ 20.3	15	27 / 27	14	50
			MG25A - H8 - 03	B	G	SG	3.6 ~ 2.6	25	25 ~ 25.4	15	33 / 33	19	50
			MG25A - H8 - 04	B	G	SG	4.1 ~ 3	25	25 ~ 25.4	15	33 / 33	19	50
		M32 X 1.5	MG25A - H8 - 05	B	G	SG	5.1 ~ 4.5	25	25 ~ 25.4	15	33 / 33	19	50
			MG32A - H8 - 05	B	G	SG	5.1 ~ 4	32	32 ~ 32.4	15	41 / 42	25	10
			PGA16 - H8 - 01	B	G	SG	1.5 ~ 1	22.5	22.5 ~ 22.8	11	30 / 27	14	50
PG 16	PGA16 - H8 - 02	B	G	SG	2.8 ~ 2	22.5	22.5 ~ 22.8	11	30 / 27	14	50		
	PGA21 - H8 - 03	B	G	SG	3.6 ~ 2.6	28.3	28.3 ~ 28.7	12.5	36 / 33	18.5	50		
	PGA21 - H8 - 04	B	G	SG	4.1 ~ 3	28.3	28.3 ~ 28.7	12.5	36 / 33	18.5	50		
	PGA21 - H8 - 05	B	G	SG	5.1 ~ 4.5	28.3	28.3 ~ 28.7	12.5	36 / 33	18.5	50		
	PGA29 - H8 - 05	B	G	SG	5.1 ~ 4	37	37 ~ 37.4	12	46 / 42	25	10		
G (PF)	1/2	FGA21L - H8 - 01	B	G	SG	1.5 ~ 1	20.955	21 ~ 21.2	10	27 / 27	14	50	
		FGA21H - H8 - 01	B	G	SG	1.5 ~ 1	20.955	21 ~ 21.2	15	27 / 27	14	50	
		FGA21L - H8 - 02	B	G	SG	2.8 ~ 2	20.955	21 ~ 21.2	10	27 / 27	14	50	
		FGA21H - H8 - 02	B	G	SG	2.8 ~ 2	20.955	21 ~ 21.2	15	27 / 27	14	50	
		FGA26S - H8 - 01	B	G	SG	1.5 ~ 1	26.441	26.5 ~ 26.8	12	33 / 27	14	50	
	3/4	FGA26S - H8 - 02	B	G	SG	2.8 ~ 2	26.441	26.5 ~ 26.8	12	33 / 27	14	50	
		FGA26 - H8 - 03	B	G	SG	3.6 ~ 2.6	26.441	26.5 ~ 26.8	12.5	33 / 33	19	50	
		FGA26 - H8 - 04	B	G	SG	4.1 ~ 3	26.441	26.5 ~ 26.8	12.5	33 / 33	19	50	
		FGA26 - H8 - 05	B	G	SG	5.1 ~ 4.5	26.441	26.5 ~ 26.8	12.5	33 / 33	19	50	
		FGA33S - H8 - 03	B	G	SG	3.6 ~ 2.6	33.249	33.3 ~ 33.6	12	42 / 33	19	10	
	1	FGA33S - H8 - 04	B	G	SG	4.1 ~ 3	33.249	33.3 ~ 33.6	12	42 / 33	19	10	
		FGA33S - H8 - 05	B	G	SG	5.1 ~ 4.5	33.249	33.3 ~ 33.6	12	42 / 33	19	10	
		FGA33 - H8 - 05	B	G	SG	5.1 ~ 4	33.249	33.3 ~ 33.6	15	42 / 42	25	10	
		NPT 1/2	NPA21 - H8 - 01	B	G	SG	1.5 ~ 1	21.223	21.4 ~ 21.7	13	27 / 27	14	50
			NPA21 - H8 - 02	B	G	SG	2.8 ~ 2	21.223	21.4 ~ 21.7	13	27 / 27	14	50
NPT 3/4	NPA26 - H8 - 03	B	G	SG	3.6 ~ 2.6	26.568	26.8 ~ 27.1	15	33 / 33	19	50		
	NPA26 - H8 - 04	B	G	SG	4.1 ~ 3	26.568	26.8 ~ 27.1	15	33 / 33	19	50		
	NPA26 - H8 - 05	B	G	SG	5.1 ~ 4.5	26.568	26.8 ~ 27.1	15	33 / 33	19	50		
NPT 1	NPA33 - H8 - 05	B	G	SG	5.1 ~ 4	33.227	33.5 ~ 33.8	17	42 / 42	25	10		