CDRH5D28

DIMENSIONS (mm)	LAND PATTERNS (mm)	CONSTRUCTION

(2.5μH - 100μH)

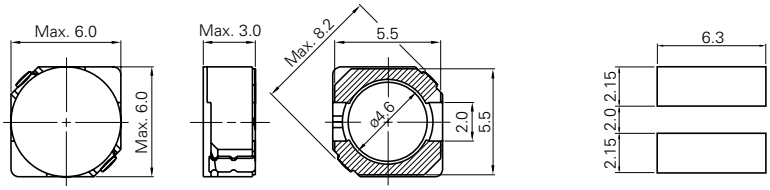

CDRH5D28R

DIMENSIONS (mm)	LAND PATTERNS (mm)	CONSTRUCTION

(2.5μH - 100μH)

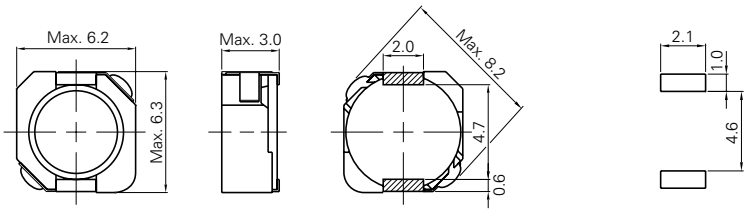

CDRH6D12

DIMENSIONS (mm)	LAND PATTERNS (mm)	CONSTRUCTION

(1.0μH - 68μH)

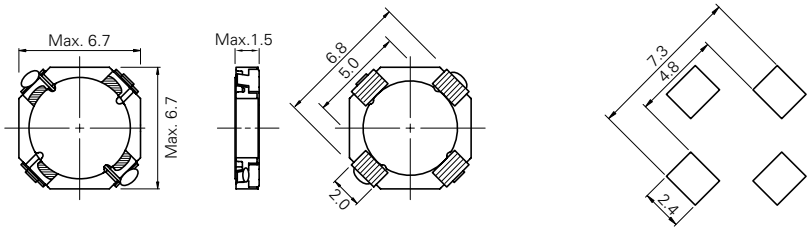

CDRH6D12/LD

DIMENSIONS (mm)	LAND PATTERNS (mm)	CONSTRUCTION

(1.5μH - 47μH)

PROVISIONAL

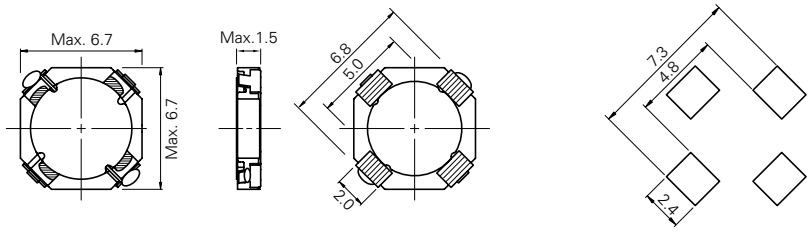

TYPE : CDRH5D28, CDRH5D28R, CDRH6D12, CDRH6D12/LD

Parts No.	L (H)	CDRH5D28		CDRH5D28R		CDRH6D12			CDRH6D12/LD		
		D.C.R.(Ω) : Max.(Typ.)	Rated Current (A) *1	D.C.R.(Ω) : Max.(Typ.)	Rated Current (A) *2	D.C.R.(Ω) : Max.(Typ.)	Saturation Rated Current (A) *A	Temperature Rise Current (A) *B	D.C.R.(Ω) : Max.(Typ.)	Saturation Rated Current (A) *A	Temperature Rise Current (Typ.)(A) *B
1R0	1.0μ					37.5m(30m)	3.50	2.80			
1R5	1.5μ					41.3m(33m)	2.80	2.50	37.4m(30m)	2.90	2.50
2R2	2.2μ					50m(40m)	2.50	2.30	43.5m(34.8m)	2.30	2.40
2R5	2.5μ	18m(13m)	2.60	17.6m(13m)	2.60						
2R6	2.6μ					56.3m(45m)	2.30	2.10			
2R7	2.7μ								51.2m(40.9m)	2.10	2.10
3R0	3.0μ	24m(18m)	2.40								
3R3	3.3μ			20.3m(15m)	2.30	62.5m(50m)	2.20	1.90	58.8m(46.9m)	1.90	2.00
4R0	4.0μ			27m(20m)	2.10						
4R2	4.2μ	31m(23m)	2.20			75m(60m)	1.90	1.80			
4R7	4.7μ								74.8m(59.8m)	1.70	1.70
5R0	5.0μ			31.1m(23m)	1.85						
5R3	5.3μ	38m(28m)	1.90								
5R6	5.6μ								83.1m(60.4m)	1.50	1.65
6R0	6.0μ			41.9m(31m)	1.70						
6R2	6.2μ	45m(33m)	1.80								
6R4	6.4μ					119m(95m)	1.50	1.40			
6R8	6.8μ								95.3m(76.3m)	1.30	1.60
8R0	8.0μ			49.9m(37m)	1.50						
8R2	8.2μ	53m(39m)	1.60								
100	10μ	65m(48m)	1.30	54m(40m)	1.30	165m(132m)	1.20	1.10	132m(105m)	1.05	1.30
120	12μ	76m(56m)	1.20	71.6m(53m)	1.20						
150	15μ	103m(76m)	1.10	82.4m(61m)	1.10	244m(195m)	950m	900m	180m(195m)	850m	1.10
180	18μ	110m(82m)	1.00	102m(75m)	1.05						
220	22μ	122m(90m)	900m	119m(88m)	950m	325m(260m)	800m	750m	265m(212m)	720m	850m
270	27μ	175m(130m)	850m	146m(108m)	850m						
330	33μ	189m(140m)	750m	183m(135m)	760m	500m(400m)	650m	600m	436m(349m)	620m	600m
390	39μ	212m(157m)	700m	210m(155m)	680m						
470	47μ	250m(185m)	620m	230m(170m)	600m	675m(540m)	550m	500m	603m(482m)	500m	520m
560	56μ	305m(226m)	580m	305m(226m)	550m						
680	68μ	355m(263m)	520m	351m(260m)	480m	919m(735m)	450m	400m			
820	82μ	463m(343m)	460m	419m(310m)	450m						
101	100μ	520m(385m)	420m	520m(385m)	400m						

Measuring Freq. (L)

CDRH5D28	100kHz
CDRH5D28R	100kHz
CDRH6D12	100kHz
CDRH6D12/LD	100kHz

Tolerance of Inductance

CDRH5D28	2.5μH – 100μH ± 30% (N)
CDRH5D28R	2.5μH – 100μH ± 30% (N)
CDRH6D12	1.0μH – 68μH ± 30% (N)
CDRH6D12/LD	1.5μH – 47μH ± 30% (N)

Rated Current

*1 It is either the inductance is 35% lower than its nominal value in D.C. saturation characteristics or temperature raise becomes ΔT=30°C (Ta=20°C), whichever is lower.
*2 It is either the inductance is 35% lower than its nominal value in D.C. saturation characteristics or temperature raise becomes ΔT=40°C(Ta=20°C), whichever is lower.

Other

*A Saturation Rated Current : The current when the inductance becomes 35% lower than its nominal value.(Ta=20°C)
*B Temperature Rise Current : The actual current when temperature of coil becomes ΔT=40°C. (Ta=20°C)

About CDRH6D12/LD

*This specification might be changed without notice due to under developing and improving. Thank you for your understanding.

About Lead-free products

・Lead-free products are now available for sale
・To order a lead-free product, please add " NP " after the product type
e.g. Ordering code of lead product : Type name-△△△○×
Ordering code of lead-free product : Type name NP △△△○×

Ordering Code

CDRH5D28 - △△△○×

△ : Parts No. ○ : Tolerance of inductance N (30%) × : Packing C (Carrier tape) B (Box)