


LEADED RESISTORS 2009



Carbon Film Resistors

CFR Type

Normal & Miniature Style [CFR Series]



INTRODUCTION

The CFR Series Carbon Film Resistors are manufactured by coating a homogeneous film of pure carbon on high grade ceramic rods. After a helical groove has been cut in the resistive layer, tinned connecting leads of electrolytic copper are welded to the end-caps. The resistors are coated with layers of tan color lacquer.

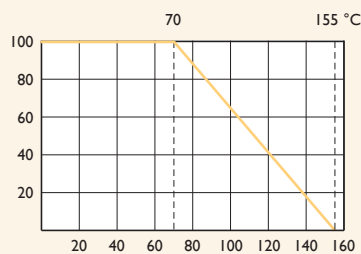
FEATURES

| | |
|----------------------|------------------------------|
| Power Rating | 1/6W, 1/4W, 1/2W, 1W, 2W, 3W |
| Resistance Tolerance | ±2%, ±5% |
| T.C.R. | see Table I |

DERATING CURVE

For resistors operated in ambient temperatures above 70°C, power rating must be derated in accordance with the curve below.

Rated Load (%)



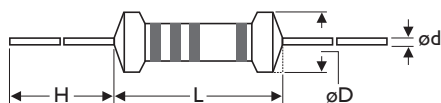
Ambient Temperature (°C)

TABLE I TEMPERATURE COEFFICIENT

| STYLE | MAX. VALUE OF TEMP. COEFFICIENT PPM/°C | | |
|---------------------------------------------------|----------------------------------------|---------------|--------------|
| | under 100K Ω | 100K Ω - 1M Ω | 1M Ω - 10M Ω |
| CFR100, CFR200, CFR2WS, CFR3WS | ±350 | -500 | -1,500 |
| CFR-12, CFR-25, CFR-50, CFR25S, CFR50S, CFR1WS | +350 / -500 | -700 | -1,500 |

DIMENSIONS

Unit: mm



| STYLE | | DIMENSION | | | |
|--------|-----------|-----------|---------|--------|-----------|
| Normal | Miniature | L | øD | H | ød |
| CFR-12 | CFR25S | 3.4±0.3 | 1.9±0.2 | 28±2.0 | 0.45±0.05 |
| CFR-25 | CFR50S | 6.3±0.5 | 2.4±0.2 | 28±2.0 | 0.55±0.05 |
| CFR-50 | CFR1WS | 9.0±0.5 | 3.3±0.3 | 26±2.0 | 0.55±0.05 |
| CFR100 | CFR2WS | 11.5±1.0 | 4.5±0.5 | 35±2.0 | 0.8±0.05 |
| CFR200 | CFR3WS | 15.5±1.0 | 5.0±0.5 | 33±2.0 | 0.8±0.05 |

Note:

ELECTRICAL CHARACTERISTICS

| STYLE | CFR-12 | CFR25S | CFR-25 | CFR50S | CFR-50 | CFRIWS | CFRI00 | CFR2WS | CFR200 | CFR3WS |
|---------------------------------|----------------------------------------|--------|--------|--------|--------|--------|--------|--------|--------|--------|
| Power Rating at 70°C | 1/6W | 1/4W | | 1/2W | | 1W | | 2W | | 3W |
| Maximum Working Voltage | 150V | 200V | 250V | 300V | 350V | 400V | 500V | | | |
| Maximum Overload Voltage | 300V | 400V | 500V | 600V | 700V | 800V | 1,000V | | | |
| Dielectric Withstanding Voltage | 300V | 400V | 500V | | | 700V | 1,000V | | | |
| Resistance Range | 1 Ω - 10M Ω & 0 Ω for E24 series value | | | | | | | | | |
| Operating Temp. Range | -55°C to +155°C | | | | | | | | | |
| Temperature Coefficient | see Table I | | | | | | | | | |

Note: Special value is available on request

ENVIRONMENTAL CHARACTERISTICS

| PERFORMANCE TEST | TEST METHOD | | APPRAISE |
|---------------------------------|-----------------|-------------------------------------------------------------------|-------------------------------------------|
| Short Time Overload | JIS-C-5202 5.5 | 2.5 times RCWV for 5 Sec. | ±0.75%+0.05 Ω |
| Dielectric Withstanding Voltage | JIS-C-5202 5.7 | in V-Block for 60 Sec. | By type |
| Temperature Coefficient | JIS-C-5202 5.2 | -55°C to +155°C | By type |
| Insulation Resistance | JIS-C-5202 5.6 | in V-Block | >1,000M Ω |
| Solderability | JIS-C-5202 6.5 | 260±5°C for 5±0.5 Sec. | 95% Min. coverage |
| Resistance to Solvent | JIS-C-5202 6.9 | IPA for 1 Min. with ultrasonic | No deterioration of coatings and markings |
| Terminal Strength | JIS-C-5202 6.1 | Direct load for 10 Sec. in the direction of the terminal leads | ≥2.5kg (24.5N) |
| Pulse Overload | JIS-C-5202 5.8 | 4 times RCWV 10,000 cycles (1 Sec. on, 25 Sec. off) | ±1.0%+0.05 Ω |
| Load Life in Humidity | JIS-C-5202 7.9 | 40±2°C, 90-95% RH at RCWV for 1,000 Hr. (1.5 Hr. on, 0.5 Hr. off) | ±3%+0.05 Ω |
| Load Life | JIS-C-5202 7.10 | 70°C at RCWV for 1,000 Hr. (1.5 Hr. on, 0.5 Hr. off) | ±3%+0.05 Ω |
| Temperature Cycling | JIS-C-5202 7.4 | -55°C ⇄ Room Temp. ⇄ +155°C ⇄ Room Temp. (5 cycles) | ±1%+0.05 Ω |
| Resistance to Soldering Heat | JIS-C-5202 6.4 | 350±10°C for 3±0.5 Sec. | ±1%+0.05 Ω |

Note: Rated Continuous Working Voltage (RCWV) = $\sqrt{\text{Power Rating} \times \text{Resistance Value}}$



EXPLANATIONS OF ORDERING CODE

| MFR | -12 | F | T | F | 52- | 100R |
|-----------------------------------------------|------------------------------------------------------------------------------------------------------------------------------------------------------------------------------------------------------------------------------------------------------------------------------------------------------------------------------------------------------------------------------------------------------------------------------------------------------------------------------------------------------------------------------------------------------------------------------------------------------------------------------------|------------------------------------------------------------------------------------------------------------------------------------------------------------------------------------------------------------------------|-----------------------------------------------------------------------------|-------------------------------------------------------------------------------------------------------------------------------------------------------------------------------------------------------------------------------------------------------------------------------------------------------------------------------------------------------------------------------------------------------------------------------------|-------------------------------------------------------------------------------------------------------------------------------------------------------------------------------------------------------------------------------------------------------------------------------------------------------|--------------------------------------------------------------------------------------------------------|
| Code 1 - 3 Series Name See Index | Code 4 - 6 Power Rating -05 = \varnothing d0.5mm -06 = \varnothing d0.6mm -07 = \varnothing d0.7mm -08 = \varnothing d0.8mm -10 = \varnothing d1.0mm -14 = \varnothing d1.4mm -12 = 1/6W -25 = 1/4W 25S = 1/4WS -50 = 1/2W 50S = 1/2WS 100 = 1W 1WS = 1WS 200 = 2W 2WS = 2WS 204 = 0.4W 207 = 0.6W 300 = 3W 3WS = 3WS 3WM = 3WM 400 = 4W 500 = 5W 5WS = 5WS 5SS = 5WSS 700 = 7W 7WS = 7WS 10A = 10W 20A = 20W 30A = 30W 40A = 40W 50A = 50W 10S = 10WS 15A = 15W 25A = 25W 10B = 100W 25B = 250W | Code 7 Tolerance P = ± 0.02 % A = ± 0.05 % B = ± 0.1 % C = ± 0.25 % D = ± 0.5 % F = ± 1 % G = ± 2 % J = ± 5 % K = ± 10 % - = Base on Spec. | Code 8 Packing Style T = Tape/Box R = Tape/Reel B = Bulk | Code 9 Temperature Coefficient of Resistance - = Base on Spec. A = ± 5 ppm/ $^{\circ}$ C B = ± 10 ppm/ $^{\circ}$ C C = ± 15 ppm/ $^{\circ}$ C D = ± 25 ppm/ $^{\circ}$ C E = ± 50 ppm/ $^{\circ}$ C F = ± 100 ppm/ $^{\circ}$ C G = ± 200 ppm/ $^{\circ}$ C H = ± 250 ppm/ $^{\circ}$ C I = ± 300 ppm/ $^{\circ}$ C J = ± 350 ppm/ $^{\circ}$ C | Code 10 - 12 Forming Type 26- = 26mm 52- = 52.4mm 73- = 73mm 81- = 81mm 91- = 91mm F = F Type FK = FK Type FKK = FKK Type FFK = F-form Kink M = M-Type Forming MB = M-form W/flat MT = MT Type Forming MR = MR Type AV = AVIsert PN = PANAsert | Code 13 - 17 Resistance Value 0R1 = 0.1 100R = 100 10K = 10,000 10M = 10,000,000 |

EXCEPTION:

• Cement series:

<Code 8>: Special packing style code

B: Bulk with wirewound or metal oxide sub-assembly for resistance value

W: Bulk with wirewound sub-assembly for resistance value

M: Bulk with metal oxide sub-assembly for resistance value

<Code 10-12>: Without forming code

Example: **SQP500JB-10R**

• JPW series:

<Code 13-17>: without resistance value code

Example: **JPW-06-T-52-**

YAGEO - A GLOBAL COMPANY

ASIA

Beijing, China
Tel. +86 10 851 20810
Fax. +86 10 851 20200

Dongguan, China
Tel. +86 769 8772 0275
Fax. +86 769 8791 0053

Hong Kong, China
Tel. +852 2342 6833
Fax. +852 2342 6588

Suzhou, China
Tel. +86 512 6825 5568
Fax. +86 512 6825 5386

Tokyo, Japan
Tel. +81 3 5833 3331
Fax. +81 3 5833 3116

Kyunggi-Do, Korea
Tel. +82 31 712 4797
Fax. +82 31 712 5866

Kuala Lumpur, Malaysia
Tel. +60 3 8060 8864
Fax. +60 3 8068 2700

Singapore
Tel. +65 6244 7800
Fax. +65 6244 4943

Taipei, Taiwan
Tel. +886 2 2917 7555
Fax. +886 2 2910 9056

EUROPE

Roermond, Benelux
Tel. +31 475 385 428
Fax. +31 475 385 589

Brno, Czech Republic
Tel. +420 7 2317 5035
Fax. +420 5 4325 4936

Paris, France
Tel. +33 1 5551 8404
Fax. +33 1 5551 8407

Hamburg, Germany
Tel. +49 4121 870 189
Fax. +49 4121 870 271

Budapest, Hungary
Tel. +36 13 097 280
Fax. +36 13 097 281

Milan, Italy
Tel. +39 02 6129 1017
Fax. +39 02 6601 7490

Moscow, Russian Federation
Tel. +7 916 625 92 38
Fax. +7 495 374 81 87

Barcelona, Spain
Tel. +34 93 212 3929
Fax. +39 02 2411 3051

Croydon, UK
Tel. +44 208 781 1844
Fax. +44 208 781 1845

NORTH AMERICA

San Jose, U.S.A.
Tel. +1 408 240 6200
Fax. +1 408 240 6201

For more detailed and always up-to-date contact details of sales offices, distributors and representatives, please go to our web site at

www.yageo.com

© YAGEO Corporation

All rights are reserved. Reproduction in whole or in part is prohibited without the prior written consent of the copyright owner.
The information presented in this document does not form part of any quotation or contract, is believed to be accurate and reliable and may be changed without notice.
No liability will be accepted by the publisher for any consequence of its use. Publication thereof does not convey nor imply any license under patent or other industrial or intellectual property rights.