

# SHINDENGEN

## General Purpose Rectifiers

SIL Bridges

# D2SBA60

## 600V 1.5A

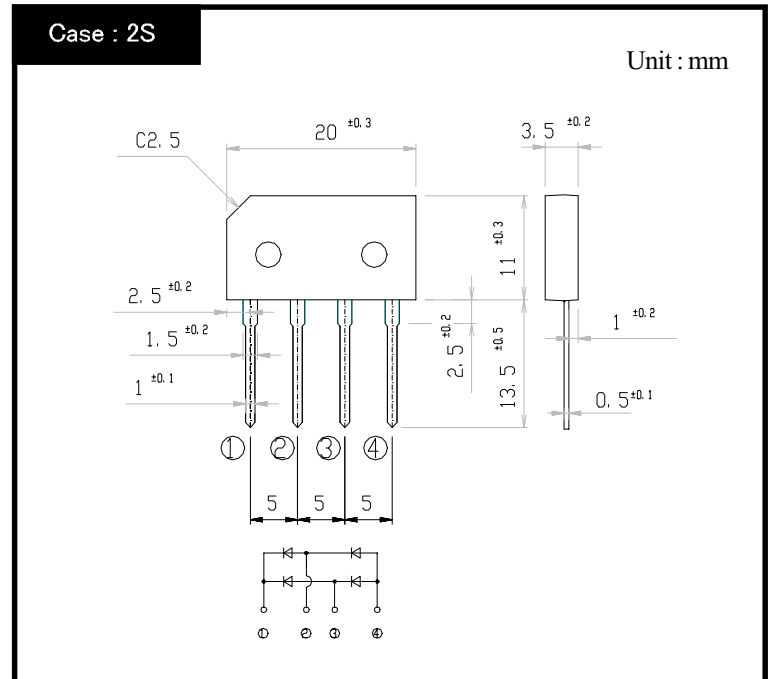
### FEATURES

- Thin Single In-Line Package
- High IFSM
- Applicable to Automatic Insertion

### APPLICATION

- Switching power supply
- Home Appliances, Office Equipment
- Telecommunication, Factory Automation

### OUTLINE DIMENSIONS



### RATINGS

#### ●Absolute Maximum Ratings (If not specified $T_I=25^{\circ}\text{C}$ )

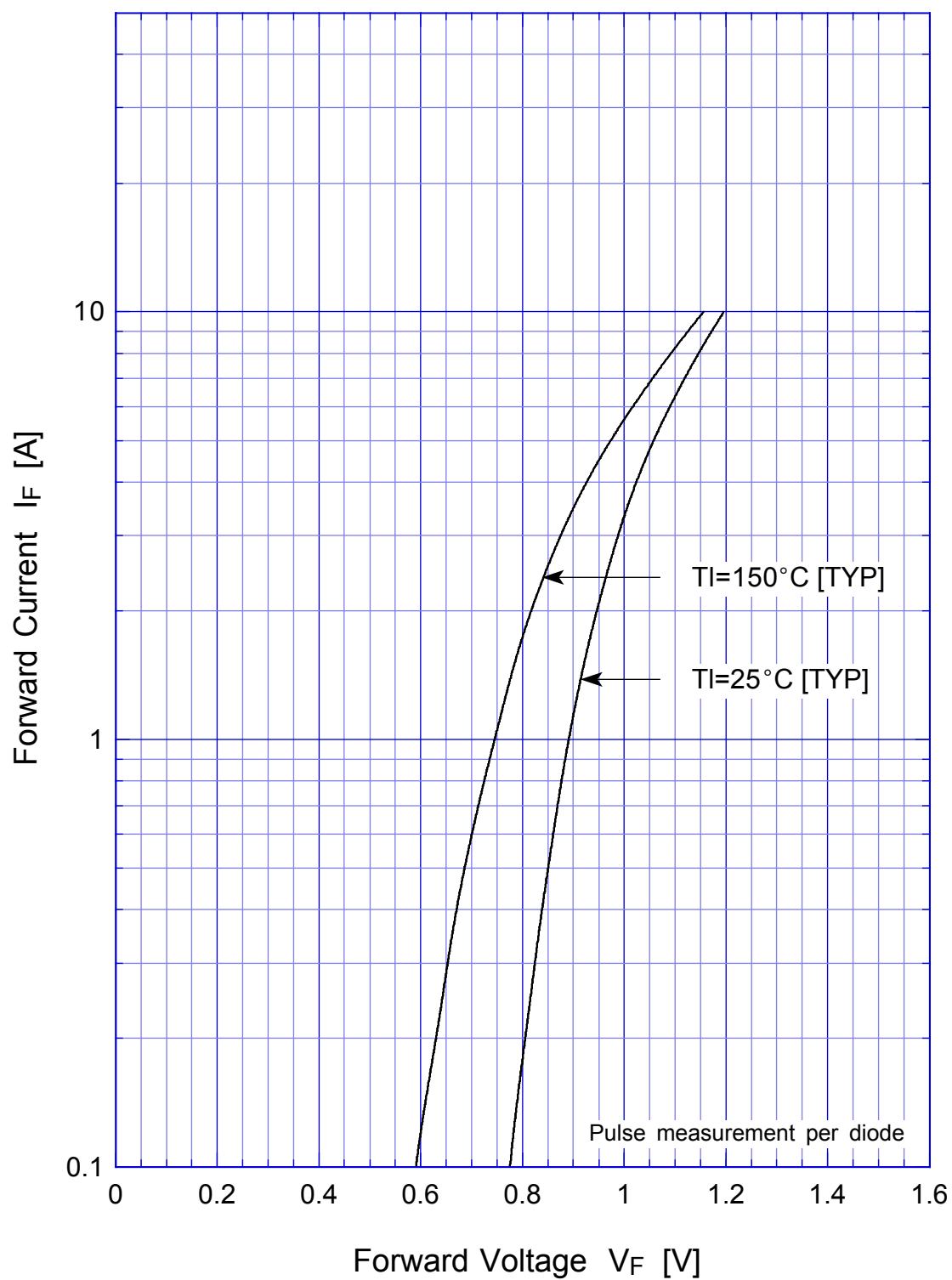
Item	Symbol	Conditions	Ratings	Unit
Storage Temperature	$T_{stg}$		-40~150	$^{\circ}\text{C}$
Operating Junction Temperature	$T_j$		150	$^{\circ}\text{C}$
Maximum Reverse Voltage	$V_{RM}$		600	V
Average Rectified Forward Current	$I_O$	50Hz sine wave, R-load, On glass-epoxy substrate, $T_a=25^{\circ}\text{C}$	1.5	A
Peak Surge Forward Current	$I_{FSM}$	50Hz sine wave, Non-repetitive 1 cycle peak value, $T_j=25^{\circ}\text{C}$	60	A
Current Squared Time	$I^2t$	$1\text{ms} \leq t < 10\text{ms}$ $T_j=25^{\circ}\text{C}$	16	$\text{A}^2\text{s}$

#### ●Electrical Characteristics (If not specified $T_I=25^{\circ}\text{C}$ )

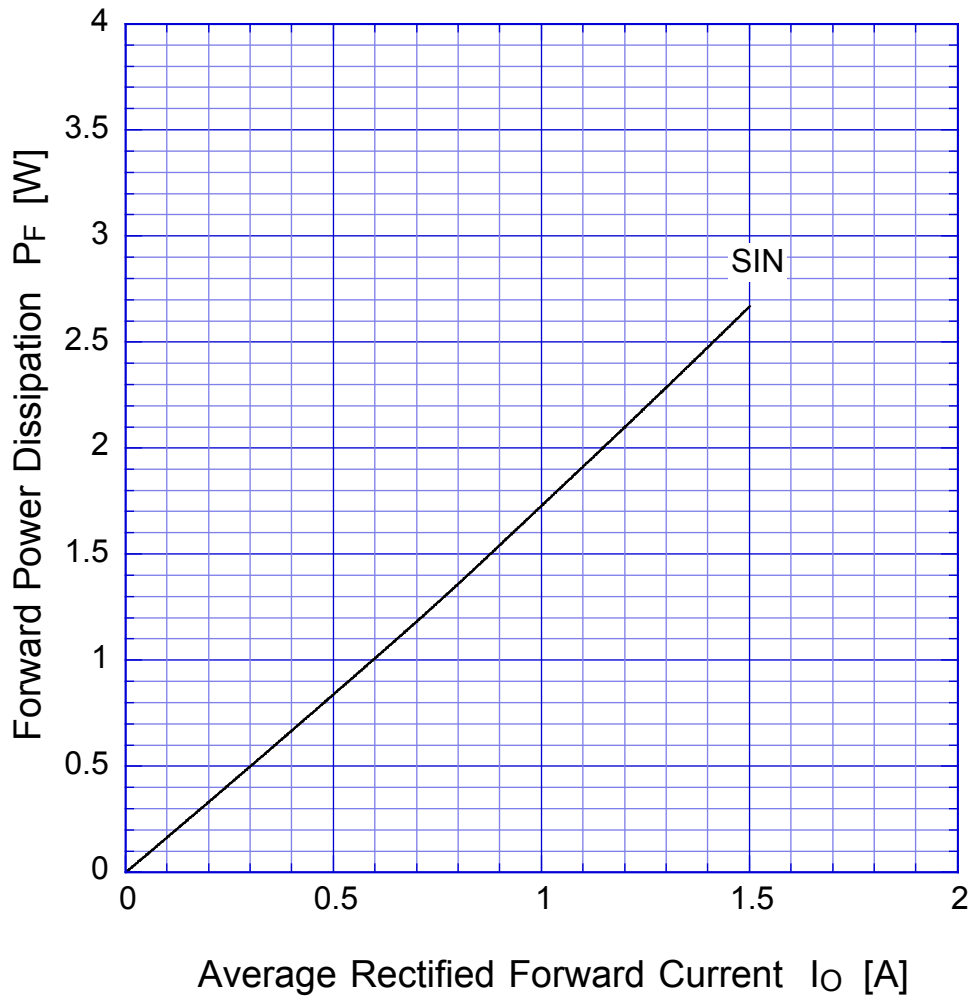
Item	Symbol	Conditions	Ratings	Unit
Forward Voltage	$V_F$	$I_F=0.75\text{A}$ , Pulse measurement, Rating of per diode	Max.1.05	V
Reverse Current	$I_R$	$V_R=V_{RM}$ , Pulse measurement, Rating of per diode	Max.10	$\mu\text{A}$
Thermal Resistance	$\theta_{jl}$	junction to lead	Max.10	$^{\circ}\text{C}/\text{W}$
	$\theta_{ja}$	junction to ambient	Max.47	

D2SBAx

Forward Voltage



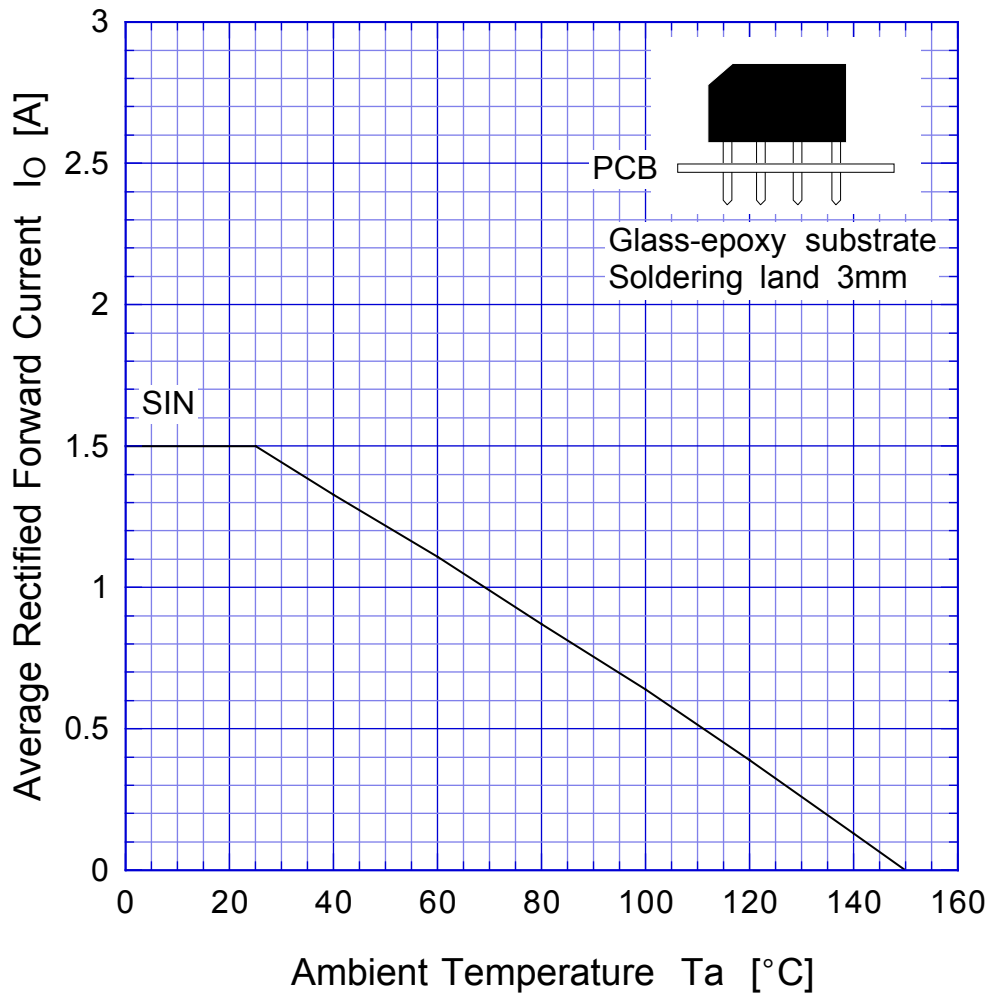
## D2SBAX Forward Power Dissipation



$T_j = 150^\circ\text{C}$   
Sine wave

# D2SBAx

# Derating Curve



Sine wave  
R-load  
Free in air

# D2SBAx

## Peak Surge Forward Capability

