

ELP18-12LS

Elektronic LED Power Supply

12VDC 1,5A 0...18W

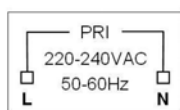
IP20



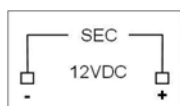
I. Technical Data

General	
Input voltage:	220...240V AC
Input current:	0,09A (@25°C and full load)
Frequency:	50/60Hz
Output current:	1,5A
Output voltage:	12V DC
Load:	0...18W
Power factor:	≥0,7 (@25°C and full load)
Efficiency:	≥80,3% (@25°C and full load)
No-load loss:	≤1W
Reliability (MTBF):	≥30000 hours (@25°C and full load)
Ambient temperature (Ta):	-20°C...50°C
Surface temperature (Tc):	80°C (max)
Dimmable:	No
Safety and Protection	
Protection class:	IP20
Isolation class:	Class II, SELV
Over temperature protection:	integrated, automatic resettable after temperature descending
Short circuit protection:	integrated, automatic resettable after temperature descending
Isolation voltage:	3750V AC / 5mA / 1min
Normen und Approval	
Safety Norm:	EN61347-2-13:2006, EN61347-1:2001, EN60598-1:2004+A1:2006
LVD Norm:	Low voltage Directive 2006/95/EC
EMC Norm:	EN55015:2006, EN61547:1995+A1:2000 EN61000-3-2:2006, EN61000-3-3:1995+A1:2001+A2:2005
Approval:	INTERTEK SEMKO
CE Marking:	Yes
RoHS compatible:	Yes

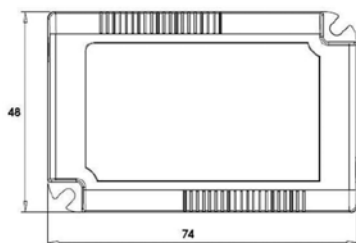
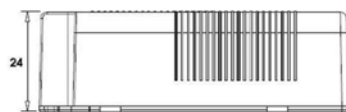
II. Construction



Drawing for input



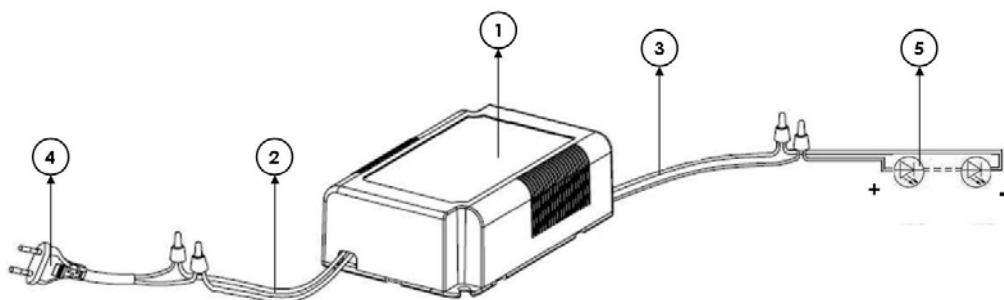
Drawing for output



Unit: mm

Dimension	
Overall (LxBxH):	74 x 48 x 24mm
Fixture:	Fixing with 2xM2 screws

III. Installation



Please refer to the statement for cable colour in the input and output drawing of housing. The output cable can be allowed max. 2,5m to extend.



DANGER! Don't work with connecting electric power! The components in this device may have deadly voltage und high stored energy! All installation works must be performed with specialized personnel!

Components	
1	LED driver / device body
2	Input cable
3	Output cable (max. 2,5m)
4*	Input plug
5*	12VDC LED (0...18W)

* not inclusive in the product packing