

Model: LS10P-xxA Series

Approvals : 

12 Watts single output

Features:

Size : 108 * 30.5 * 26 mm (L*W*H)

- * For High Brightness Light-Emitting Diode products.
- * Universal AC input 90~264Vac.
- * Fully isolated plastic case
- * Built-in constant current limiting design.
- * Operation from -20°C~70°C full load.
- * Protections: OVP / OLP/ SCP .
- * Class II power design without earth pin.
- * Fully Insulated Case with IP67 Level.
- * Dimming control by external Voltage of PWM or Analog
- * Cooling by free air convection



Specifications:

Model No.		LS10P-35A	LS10P-17A
Output	LED Operation Voltage <small>Note. 2</small>	4-35V	4-17V
	Rated Current Range	340mA±10%	680mA±10%
	Rated Max. Power	12W	12W
	Efficiency (Typ.)	80%	80%
	PWM Dimming and Remote ON/OFF Control	0V<Vadj<10V(100HZ-3KHZ) Figure 1. Open: DC OUT OFF, 0V: DC OUT OFF	
	Analog Dimming Control	control by external voltage 0-10VDC (for 0%-100% Dimming)	
	Set up Time	0.5s/230Vac 1s/115Vac at full load	
	Rise Time	<250ms at full load	
Input	Voltage Range	90 Vac ~ 264 Vac or 127Vdc ~ 370Vdc	
	Frequency Range	47 Hz ~ 63 Hz	
	Power Factor Correction	≥0.9/115Vac	
	AC Current	0.2A@115Vac / 0.1A@230Vac	
	Inrush Current	11A at 115VAC / 15A at 230 VAC	
	Leakage Current	<0.25mA / 240 Vac	
Protections	Over Load	100~135% rated output power	
	Short Circuit	Type: by constant current mode . Recovers automatically after fault condition is removed.	
	Over Voltage	41~48V	23~27V
Environment	Operation Temp.	-20°C~70°C full load .	
	Operation Humidity	20% ~ 95% RH non-condensing.	
	Storage Temp.	-40 ~ +80°C	
	Storage Humidity	10% ~ 95% RH	
	Vibration	10 ~ 500 Hz, 2G 10 min. / 1 cycle, period for 60 min. each along X, Y, Z axes.	
Safety & EMC	Safety Standards	meet EN61347-1, EN61347-2-13 , IP67 Approved.	
	Withstand Voltage	meet I/P - O/P: 3.75K VAC	
	Isolation Resistance	meet >100M ohms / 500VDC at 25 °C.	
	EMI Conduction&Radiation	meet EN55015 , FCC part 18 / class B,	
	Harmonic Current	Compliance to EN61000-3-2 Class C, EN61000-3-3	
Others	EMS Immunity	meet EN61547, EN61000-4-2, 3, 4, 5, 6, 8, 11	
	MTBF	400K hours min. MIL-HDBK-217F(25°C)	
	Dimension(L*W*H)	108*30.5*26mm	
	Packing(L*W*H)/Carton	415*283*195mm	
	Weight	100pcs/14Kg	
Remark	1. All parameters NOT specially mentioned are measured at 230Vac input, rated load and 25 °C ambient temperature. 2. Constant current operation region is within the specified output voltage range above. This is the suitable operation region for LED related applications. 3. The power supply is considered a component which will be installed a final equipment. The final equipment must be re-confirmed that it still meets EMC directives.		

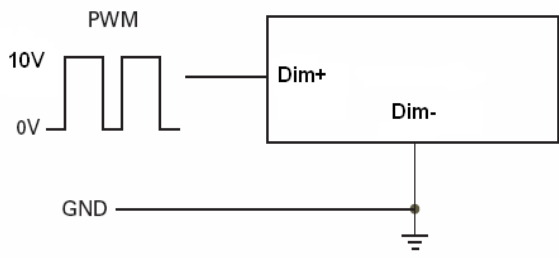
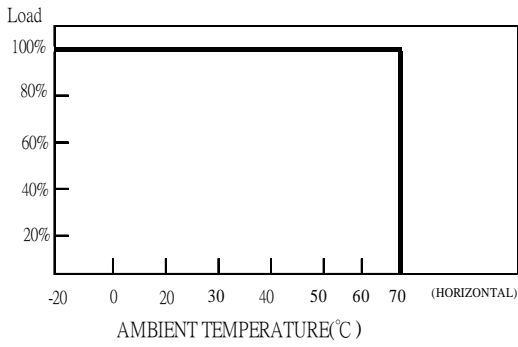
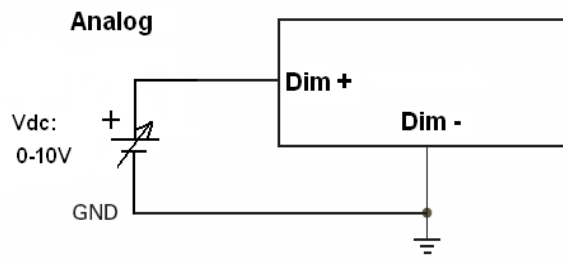
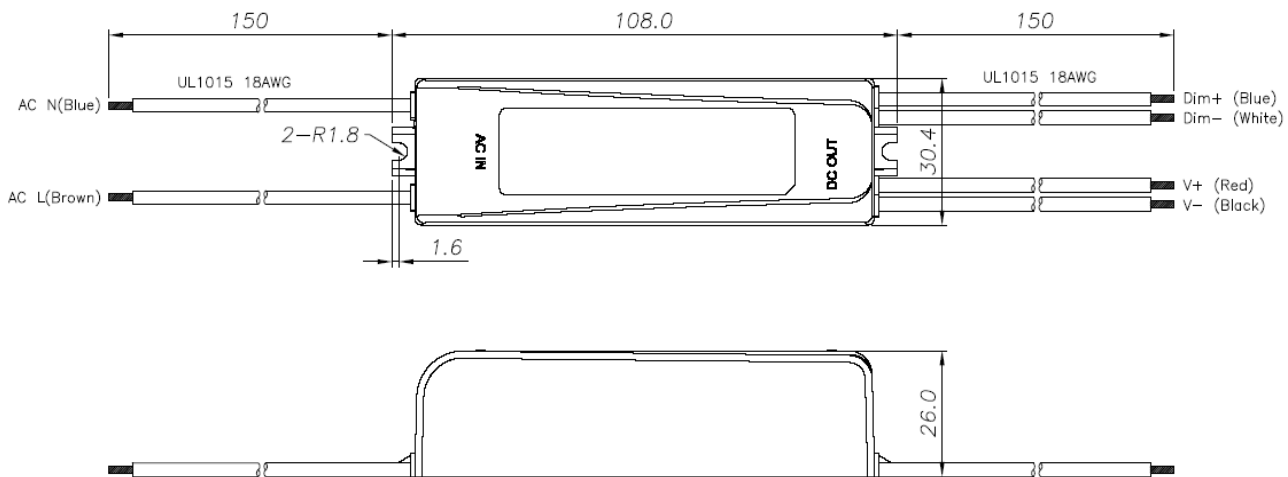


Figure 1



Mechanical Specification



Unit: mm

