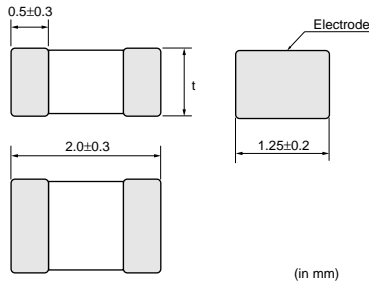


# Chip Inductors (Chip Coils) for General Use Monolithic Type

## LQM21N Series (0805 Size)

### ■ Dimension



Dimension of t	Inductance: 0.1 to 2.2μH	0.85±0.2
	Inductance: 2.7 to 4.7μH	1.25±0.2

### ■ Packaging

Code	Packaging	Minimum Quantity
D	180mm Paper Tape	4000 *1
L	180mm Embossed Tape	3000 *2
J	330mm Paper Tape	10000 *1
K	330mm Embossed Tape	10000 *2
B	Bulk(Bag)	1000

\*1: only 0.1 to 2.2μH

\*2: only 2.7 to 4.7μH

### ■ Rated Value (□: packaging code)

Part Number	Inductance	Test Frequency	Rated Current	Max. of DC Resistance	Q (min.)	Test Frequency	Self Resonance Frequency (min.)	Class of Magnetic Shield
LQM21NNR10K10□	0.1μH±10%	25MHz	250mA	0.26ohm	20	25MHz	340MHz	Magnetic shield of ferrite
LQM21NNR12K10□	0.12μH±10%	25MHz	250mA	0.29ohm	20	25MHz	310MHz	Magnetic shield of ferrite
LQM21NNR15K10□	0.15μH±10%	25MHz	250mA	0.32ohm	20	25MHz	270MHz	Magnetic shield of ferrite
LQM21NNR18K10□	0.18μH±10%	25MHz	250mA	0.35ohm	20	25MHz	250MHz	Magnetic shield of ferrite
LQM21NNR22K10□	0.22μH±10%	25MHz	250mA	0.38ohm	20	25MHz	220MHz	Magnetic shield of ferrite
LQM21NNR27K10□	0.27μH±10%	25MHz	250mA	0.42ohm	20	25MHz	200MHz	Magnetic shield of ferrite
LQM21NNR33K10□	0.33μH±10%	25MHz	250mA	0.48ohm	20	25MHz	180MHz	Magnetic shield of ferrite
LQM21NNR39K10□	0.39μH±10%	25MHz	200mA	0.53ohm	25	25MHz	165MHz	Magnetic shield of ferrite
LQM21NNR47K10□	0.47μH±10%	25MHz	200mA	0.57ohm	25	25MHz	150MHz	Magnetic shield of ferrite
LQM21NNR56K10□	0.56μH±10%	25MHz	150mA	0.63ohm	25	25MHz	140MHz	Magnetic shield of ferrite
LQM21NNR68K10□	0.68μH±10%	25MHz	150mA	0.72ohm	25	25MHz	125MHz	Magnetic shield of ferrite
LQM21NNR82K10□	0.82μH±10%	25MHz	150mA	0.81ohm	25	25MHz	115MHz	Magnetic shield of ferrite
LQM21NN1R0K10□	1μH±10%	10MHz	50mA	0.40ohm	45	10MHz	107MHz	Magnetic shield of ferrite
LQM21NN1R2K10□	1.2μH±10%	10MHz	50mA	0.47ohm	45	10MHz	97MHz	Magnetic shield of ferrite
LQM21NN1R5K10□	1.5μH±10%	10MHz	50mA	0.50ohm	45	10MHz	87MHz	Magnetic shield of ferrite
LQM21NN1R8K10□	1.8μH±10%	10MHz	50mA	0.57ohm	45	10MHz	80MHz	Magnetic shield of ferrite
LQM21NN2R2K10□	2.2μH±10%	10MHz	30mA	0.63ohm	45	10MHz	71MHz	Magnetic shield of ferrite
LQM21NN2R7K10□	2.7μH±10%	10MHz	30mA	0.69ohm	45	10MHz	66MHz	Magnetic shield of ferrite
LQM21NN3R3K10□	3.3μH±10%	10MHz	30mA	0.80ohm	45	10MHz	59MHz	Magnetic shield of ferrite
LQM21NN3R9K10□	3.9μH±10%	10MHz	30mA	0.89ohm	45	10MHz	53MHz	Magnetic shield of ferrite
LQM21NN4R7K10□	4.7μH±10%	10MHz	30mA	1.00ohm	45	10MHz	47MHz	Magnetic shield of ferrite


Operating Temperature Range: -40°C to +85°C

Continued on the following page.

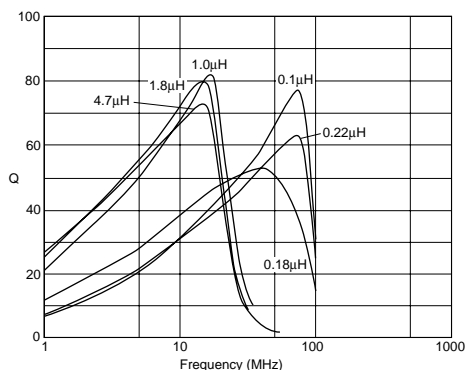
● This data sheet is applied for CHIP INDUCTORS (CHIP COILS) used for General Electronics equipment for your design.

#### ⚠ Note:

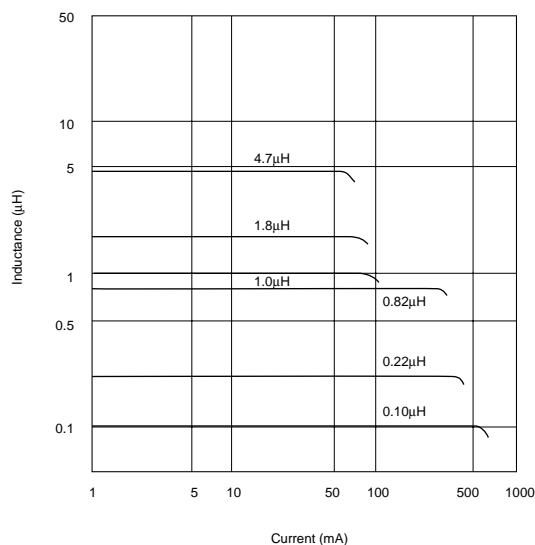
- This datasheet is downloaded from the website of Murata Manufacturing co., Ltd. Therefore, it's specifications are subject to change or our products in it may be discontinued without advance notice. Please check with our sales representatives or product engineers before ordering.
- This datasheet has only typical specifications because there is no space for detailed specifications. Therefore, please approve our product specifications or transact the approval sheet for product specifications before ordering.

 Continued from the preceding page.

### ■ Q - Frequency Characteristics (Typ.)



### ■ Inductance - Current Characteristics (Typ.)



### ■ ⚠ Caution/Notice

#### ⚠ Caution (Rating)

Do not use products beyond the rated current as this may create excessive heat.

#### Notice

Solderability of Tin plating termination chip might be deteriorated when low temperature soldering profile where peak solder temperature is below the Tin melting point is used. Please confirm the solderability of Tin plating termination chip before use.

● This data sheet is applied for CHIP INDUCTORS (CHIP COILS) used for General Electronics equipment for your design.

#### ⚠ Note:

1. This datasheet is downloaded from the website of Murata Manufacturing co., Ltd. Therefore, it's specifications are subject to change or our products in it may be discontinued without advance notice. Please check with our sales representatives or product engineers before ordering.
2. This datasheet has only typical specifications because there is no space for detailed specifications. Therefore, please approve our product specifications or transact the approval sheet for product specifications before ordering.