



■ Features

- Universal AC input / Full range
- Withstand 300VAC surge input for 5 second
- No load power consumption<0.5W
- Miniature size and 1U low profile
- High operating temperature up to 70°C
- Protections: Short circuit / Overload / Over voltage / Over temperature
- Cooling by free air convection
- Compliance to IEC/EN 60335-1(PD3) and IEC/EN61558-1, 2-16 for household appliances
- Operating altitude up to 5000 meters
- Withstand 5G vibration test
- High efficiency, long life and high reliability
- LED indicator for power on
- 100% full load burn-in test
- 3 years warranty

■ Applications

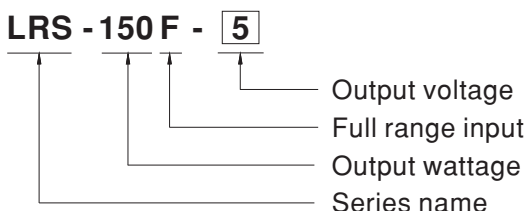
- Industrial automation machinery
- Industrial control system
- Mechanical and electrical equipment
- Electronic instruments, equipments or apparatus
- Household appliances

■ Description

LRS-150F series is a 150W signal-output enclosed type power supply with 30mm of low profile design. Adopting the full range 85~264VAC input, the entire series provides an output voltage line of 5V, 12V, 15V, 24V, 36V and 48V.

In addition to the high efficiency up to 90%, the design of metallic mesh case enhances the heat dissipation of LRS-150F that the whole series operates from -30°C through 70°C under air convection without a fan. Delivering an extremely low no load power consumption (less than 0.5W), it allows the end system to easily meet the worldwide energy requirement. LRS-150F has the complete protection functions and 5G anti-vibration capability; it is complied with the international safety regulations such as TUV EN60950-1, EN60335-1, EN61558-1/-2-16, UL60950-1 and GB4943. LRS-150F series serves as a high price-to-performance power supply solution for various industrial applications.

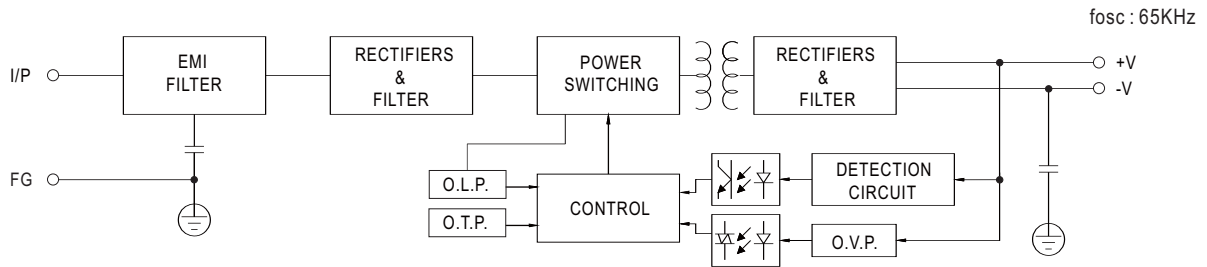
■ Model Encoding



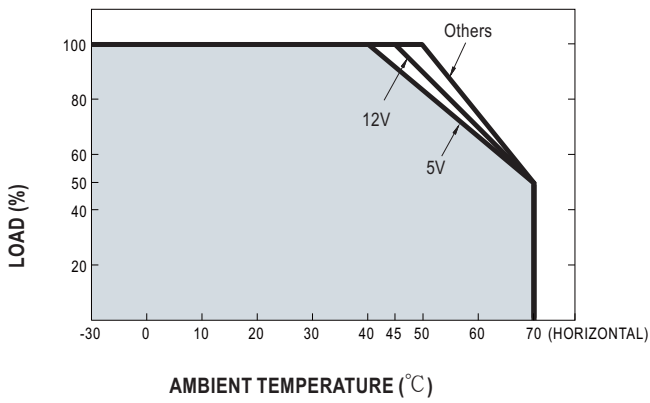
**SPECIFICATION**

MODEL		LRS-150F-5	LRS-150F-12	LRS-150F-15	LRS-150F-24	LRS-150F-36	LRS-150F-48
OUTPUT	DC VOLTAGE	5V	12V	15V	24V	36V	48V
	RATED CURRENT	22A	12.5A	10A	6.5A	4.3A	3.3A
	CURRENT RANGE	0 ~ 22A	0 ~ 12.5A	0 ~ 10A	0 ~ 6.5A	0 ~ 4.3A	0 ~ 3.3A
	RATED POWER	110W	150W	150W	156W	154.8W	158.4W
	RIPPLE & NOISE (max.) Note.2	100mVp-p	150mVp-p	150mVp-p	200mVp-p	200mVp-p	200mVp-p
	VOLTAGE ADJ. RANGE	4.5 ~ 5.5V	10.2 ~ 13.8V	13.5 ~ 18V	21.6 ~ 28.8V	32.4 ~ 39.6V	43.2 ~ 52.8V
	VOLTAGE TOLERANCE Note.3	±2.0%	±1.0%	±1.0%	±1.0%	±1.0%	±1.0%
	LINE REGULATION Note.4	±0.5%	±0.5%	±0.5%	±0.5%	±0.5%	±0.5%
	LOAD REGULATION Note.5	±1.0%	±0.5%	±0.5%	±0.5%	±0.5%	±0.5%
	SETUP, RISE TIME	500ms, 30ms/230VAC 500ms, 30ms/115VAC at full load					
HOLD UP TIME (Typ.)	16ms/230VAC 12ms/115VAC at full load						
INPUT	VOLTAGE RANGE	85 ~ 264VAC 120 ~ 370VDC					
	FREQUENCY RANGE	47 ~ 63Hz					
	EFFICIENCY (Typ.)	85%	87.5%	89%	89%	89%	90%
	AC CURRENT (Typ.)	2.8A/115VAC 1.6A/230VAC					
	INRUSH CURRENT (Typ.)	COLD STAR 60A/230VAC					
	LEAKAGE CURRENT	<0.75mA / 240VAC					
PROTECTION	OVER LOAD	110 ~ 140% rated output power Protection type : Hiccup mode, recovers automatically after fault condition is removed					
	OVER VOLTAGE	5.75 ~ 6.75V	13.8 ~ 16.2V	18.75 ~ 21.75V	28.8 ~ 33.6V	41.4 ~ 48.6V	55.2 ~ 64.8V
	OVER TEMPERATURE	Shut down o/p voltage, re-power on to recover					
ENVIRONMENT	WORKING TEMP.	-30 ~ +70°C (Refer to "Derating Curve")					
	WORKING HUMIDITY	20 ~ 90% RH non-condensing					
	STORAGE TEMP., HUMIDITY	-40 ~ +85°C, 10 ~ 95% RH					
	TEMP. COEFFICIENT	±0.03%/°C (0 ~ 50°C)					
	VIBRATION	10 ~ 500Hz, 5G 10min./1cycle, 60min. each along X, Y, Z axes					
SAFETY & EMC (Note 7)	SAFETY STANDARDS	UL60950-1, TUV EN60950-1, EN60335-1, EN61558-1/-2-16, CCC GB4943 approved					
	WITHSTAND VOLTAGE	I/P-O/P:3.75KVAC I/P-FG:2KVAC O/P-FG:1.25KVAC					
	ISOLATION RESISTANCE	I/P-O/P, I/P-FG, O/P-FG:100M Ohms / 500VDC / 25°C / 70% RH					
	EMC EMISSION	Compliance to EN55022 (CISPR22), GB9254 Class B, EN55014, EN61000-3-2,-3					
	EMC IMMUNITY	Compliance to EN61000-4-2,3,4,5,6,8,11, EN61000-6-2 (EN50082-2), heavy industry level, criteria A					
OTHERS	MTBF	648.6K hrs min. MIL-HDBK-217F (25°C)					
	DIMENSION	159*97*30mm (L*W*H)					
	PACKING	0.48Kg ; 30pcs/15.4Kg/0.75CUFT					
NOTE	<ol style="list-style-type: none"> All parameters NOT specially mentioned are measured at 230VAC input, rated load and 25°C of ambient temperature. Ripple & noise are measured at 20MHz of bandwidth by using a 12" twisted pair-wire terminated with a 0.1uf & 47uf parallel capacitor. Tolerance : includes set up tolerance, line regulation and load regulation. Line regulation is measured from low line to high line at rated load. Load regulation is measured from 0% to 100% rated load. Length of set up time is measured at cold first start. Turning ON/OFF the power supply very quickly may lead to increase of the set up time. The power supply is considered a component which will be installed into a final equipment. The final equipment must be re-confirmed that it still meets EMC directives. For guidance on how to perform these EMC tests, please refer to "EMI testing of component power supplies." (as available on http://www.meanwell.com) The ambient temperature derating of 5°C/1000m is needed for operating altitude greater than 2000m (6500ft). 						

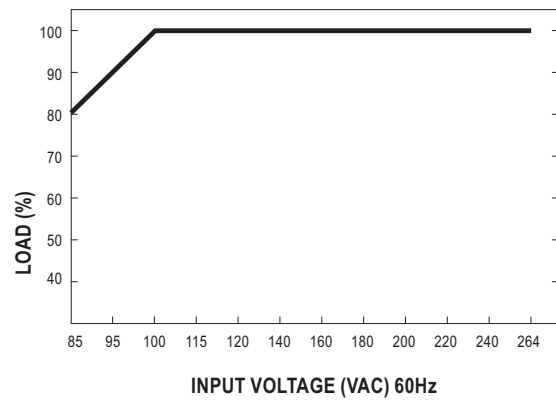
■ Block Diagram



■ Derating Curve

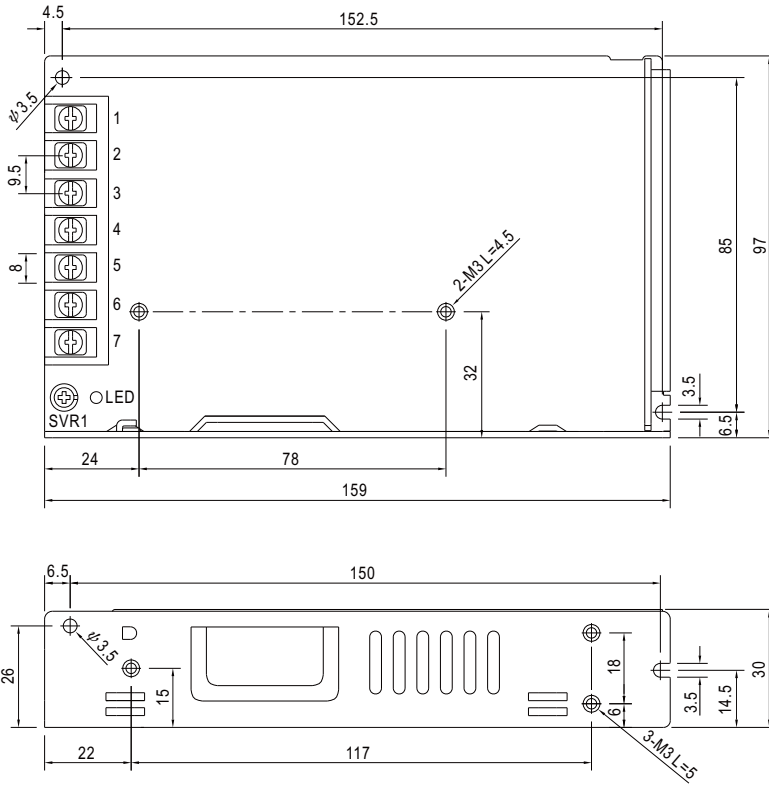


■ Static Characteristics



Mechanical Specification

Case No.241A Unit:mm



Terminal Pin No. Assignment

Pin No.	Assignment	Pin No.	Assignment
1	AC/L	4,5	DC OUTPUT -V
2	AC/N	6,7	DC OUTPUT +V
3	FG \perp		

Installation Manual

Please refer to : <http://www.meanwell.com/webnet/search/InstallationSearch.html>