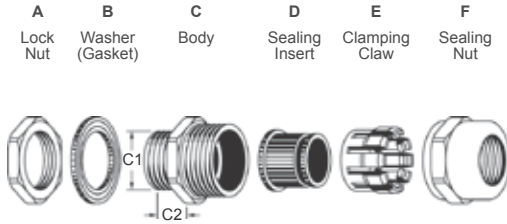


220-2010 Metric Brass Cable Glands

PATENTED

Metric



- Thread Type : Metric, according to EN 60423.
- Material Data : Brass nickel-plated (JIS C3604 / DIN CuZn39Pb3 / ASTM C37800) for A.C.F parts ; Nylon PA 66 for E part. Weather-Resistant EPDM rubbers for B.D parts. (NBR rubber is optional for oil-resistance applications)
- IP Protection : IP68 - 5 bar.
- Working Temp. : - 40 °C to 105 °C (- 40 °F to 221 °F). Short-Term to 160 °C (320 °F).
- Application : The robust & shiny plated brass cable gland with AVC's unique clamping design provides outstanding strain relief power & watertight performance over the entire cable range (2 mm - 77 mm) from the widest variety of bodies & sealing inserts. The high quality nickel-plated brass glands are considered the best cost / performance ratio for the metal-made cable entry systems to provide the excellent mechanical properties in anti corrosion, weather resistance, flame protection and high impact durability for outdoor / indoor cord-grip applications on electrical and electronics technologies, machines, telecommunications, wireless networking ODUs, power supplies, switches, junction boxes, solar PV modules, inverters, lightings, displays, traffics, signals, surveillance cameras, measurings, sensors and any kind of equipment.
- Contact us for designing & ordering different sealing hole patterns with varying diameters & other extended gland sizes. (Sealing Inserts are not sold separately)
- AVC sealing inserts are available in split versions for mounting wires with pre-assembled terminals or connectors. (Minimum order quantity is required)
- The Washer (Gasket) and Lock Nut are all included in each cable gland, this saves additional ordering work and storage locations.

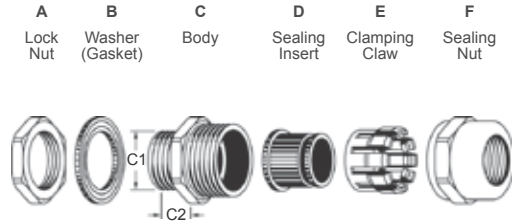
Seal Holes	Thread	Cat. No.	Cable Range mmφ	Thread O. D. C1 mm	Panel Mounting Hole mm	Thread Length C2 mm	Spanner Size A / F mm	Body Min. I. D. mm	Std. Pkg. pcs
A TYPE	M12 X 1.5	MBA12 - 03	3.1 ~ 2	12	12 ~ 12.3	8	17 / 17	8	10
		MBA12 - 05	5.3 ~ 3	12	12 ~ 12.3	8	17 / 17	8	10
		MBA12 - 08	7.8 ~ 4.5	12	12 ~ 12.3	8	17 / 17	8	10
	M16 X 1.5	MBA16 - 06	7 ~ 4	16	16 ~ 16.3	9	22 / 22	10.5	10
		MBA16 - 10	10 ~ 6	16	16 ~ 16.3	9	22 / 22	10.5	10
	M20 X 1.5	MBA20 - 06	6.6 ~ 4	20	20 ~ 20.3	9.5	26 / 26	14.5	10
		MBA20M - 08 - ST	8.8 ~ 5	20	20 ~ 20.3	6	24 / 24	12.5	10
		MBA20M - 08	8.8 ~ 5	20	20 ~ 20.3	9.5	24 / 24	12.5	10
		MBA20M - 08 - LT	8.8 ~ 5	20	20 ~ 20.3	15	24 / 24	12.5	10
		MBA20M - 11 - ST	11.1 ~ 7	20	20 ~ 20.3	6	24 / 24	12.5	10
		MBA20M - 11	11.1 ~ 7	20	20 ~ 20.3	9.5	24 / 24	12.5	10
		MBA20M - 11 - LT	11.1 ~ 7	20	20 ~ 20.3	15	24 / 24	12.5	10
		MBA20 - 13	14 ~ 9	20	20 ~ 20.3	9.5	26 / 26	14.5	10
	M25 X 1.5	MBA25 - 06	6.6 ~ 5	25	25 ~ 25.4	12	32 / 32	18.5	10
		MBA25 - 10	10.5 ~ 6	25	25 ~ 25.4	12	32 / 32	18.5	10
		MBA25 - 14	14.7 ~ 9	25	25 ~ 25.4	12	32 / 32	18.5	10
		MBA25 - 16	16 ~ 12	25	25 ~ 25.4	12	32 / 32	18.5	10
		MBA25 - 18	18 ~ 14	25	25 ~ 25.4	12	32 / 32	18.5	10
	M32 X 1.5	MBA32 - 06	6.8 ~ 5	32	32 ~ 32.4	12.5	41 / 41	25	10
		MBA32 - 22	22 ~ 16	32	32 ~ 32.4	12.5	41 / 41	25	10
M40 X 1.5	MBA32 - 25	25 ~ 18	32	32 ~ 32.4	12.5	41 / 41	25	10	
	MBA40 - 25	25 ~ 21	40	40 ~ 40.4	15	50 / 50	32	5	
M50 X 1.5	MBA40 - 30	30 ~ 24	40	40 ~ 40.4	15	50 / 50	32	5	
	MBA50 - 32	32 ~ 26	50	50 ~ 50.4	15	60 / 60	42	2	
M63 X 1.5	MBA50 - 39	41 ~ 31	50	50 ~ 50.4	15	60 / 60	42	2	
	MBA63 - 46	46 ~ 40	63	63 ~ 63.4	15	73 / 73	51.5	2	
M75 X 2	MBA63 - 49	51 ~ 44	63	63 ~ 63.4	15	73 / 73	51.5	2	
	MBA75 - 56	56 ~ 50	75	75 ~ 75.6	15	85 / 88	66.5	1	
M90 X 2	MBA75 - 66	66 ~ 56	75	75 ~ 75.6	15	85 / 88	66.5	1	
	MBA90 - 68	68 ~ 58	90	90 ~ 91	20	102 / 106	78	1	
M100 X 2	MBA90 - 77	77 ~ 66	90	90 ~ 91	20	102 / 106	78	1	
	MBA100 - 68	68 ~ 58	100	100 ~ 101	25	116 / 120	78	1	
		MBA100 - 77	77 ~ 66	100	100 ~ 101	25	116 / 120	78	1

220-2010

PG Brass Cable Glands

PATENTED

PG



- Thread Type : PG, according to DIN 40430.
- Material Data : Brass nickel-plated (JIS C3604 / DIN CuZn39Pb3 / ASTM C37800) for A.C.F parts ; Nylon PA 66 for E part. Weather-Resistant EPDM rubbers for B.D parts. (NBR rubber is optional for oil-resistance applications)
- IP Protection : IP68 - 5 bar.
- Working Temp. : - 40 °C to 105 °C (- 40 °F to 221 °F). Short-Term to 160 °C (320 °F).
- Application : The robust & shiny plated brass cable gland with AVC's unique clamping design provides outstanding strain relief power & watertight performance over the entire cable range from the widest variety of bodies & sealing inserts. The high quality nickel-plated brass glands are considered the best cost / performance ratio for the metal-made cable entry systems to provide the excellent mechanical properties in anti corrosion, weather resistance, flame protection and high impact durability for outdoor / indoor cord-grip applications on electrical and electronics technologies, machines, telecommunications, wireless networking ODU's, power supplies, switches, junction boxes, solar PV modules, inverters, lightings, displays, traffics, signals, surveillance cameras, measurings, sensors and any kind of equipment.

* Contact us for designing & ordering different sealing hole patterns with varying diameters & other extended gland sizes. (Sealing Inserts are not sold separately)

* AVC sealing inserts are available in split versions for mounting wires with pre-assembled terminals or connectors. (Minimum order quantity is required)

* The Washer (Gasket) and Lock Nut are all included in each cable gland, this saves additional ordering work and storage locations.

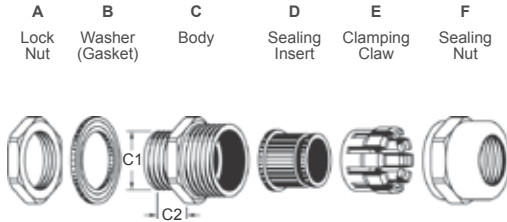
Seal Holes	Thread	Cat. No.	Cable Range mmφ	Thread O. D. C1 mm	Panel Mounting Hole mm	Thread Length C2 mm	Spanner Size A / F mm	Body Min. I. D. mm	Std. Pkg. pcs
A TYPE 	PG 7	PBA7 - 03	3.1 ~ 2	12.5	12.5 ~ 12.8	8	17 / 17	8.5	10
		PBA7 - 05	5.3 ~ 3	12.5	12.5 ~ 12.8	8	17 / 17	8.5	10
		PBA7 - 08	7.8 ~ 4.5	12.5	12.5 ~ 12.8	8	17 / 17	8.5	10
	PG 9	PBA9 - 03	3.1 ~ 2	15.2	15.2 ~ 15.5	8	18 / 17	8.5	10
		PBA9 - 05	5.3 ~ 3	15.2	15.2 ~ 15.5	8	18 / 17	8.5	10
		PBA9 - 08	7.8 ~ 4.5	15.2	15.2 ~ 15.5	8	18 / 17	8.5	10
	PG 11	PBA11 - 06	7 ~ 4	18.6	18.6 ~ 18.9	9	22 / 22	10.5	10
		PBA11 - 10	10 ~ 6	18.6	18.6 ~ 18.9	9	22 / 22	10.5	10
	PG 13.5	PBA13.5 - 08 - ST	8.8 ~ 5	20.4	20.4 ~ 20.7	6	24 / 24	12.5	10
		PBA13.5 - 08	8.8 ~ 5	20.4	20.4 ~ 20.7	9.5	24 / 24	12.5	10
		PBA13.5 - 08 - LT	8.8 ~ 5	20.4	20.4 ~ 20.7	15	24 / 24	12.5	10
		PBA13.5 - 11 - ST	11.1 ~ 7	20.4	20.4 ~ 20.7	6	24 / 24	12.5	10
		PBA13.5 - 11	11.1 ~ 7	20.4	20.4 ~ 20.7	9.5	24 / 24	12.5	10
	PG 16	PBA13.5 - 11 - LT	11.1 ~ 7	20.4	20.4 ~ 20.7	15	24 / 24	12.5	10
		PBA16 - 06	6.6 ~ 4	22.5	22.5 ~ 22.8	9.5	26 / 26	14.5	10
		PBA16 - 10	11 ~ 7	22.5	22.5 ~ 22.8	9.5	26 / 26	14.5	10
	PG 21	PBA16 - 13	14 ~ 9	22.5	22.5 ~ 22.8	9.5	26 / 26	14.5	10
		PBA21 - 06	6.6 ~ 5	28.3	28.3 ~ 28.7	12	32 / 32	18.5	10
		PBA21 - 10	10.5 ~ 6	28.3	28.3 ~ 28.7	12	32 / 32	18.5	10
		PBA21 - 14	14.7 ~ 9	28.3	28.3 ~ 28.7	12	32 / 32	18.5	10
PBA21 - 16		16 ~ 12	28.3	28.3 ~ 28.7	12	32 / 32	18.5	10	
PG 29	PBA21 - 18	18 ~ 14	28.3	28.3 ~ 28.7	12	32 / 32	18.5	10	
	PBA29 - 06	6.8 ~ 5	37	37 ~ 37.4	12.5	41 / 41	25	10	
	PBA29 - 22	22 ~ 16	37	37 ~ 37.4	12.5	41 / 41	25	10	
PG 36	PBA29 - 25	25 ~ 18	37	37 ~ 37.4	12.5	41 / 41	25	10	
	PBA36 - 25	25 ~ 21	47	47 ~ 47.4	15	50 / 50	34	5	
		PBA36 - 30	30 ~ 24	47	47 ~ 47.4	15	50 / 50	34	5

220-2010


PF Brass Cable Glands

PATENTED

G (PF)



- Thread Type : G (PF), according to JIS B 0202.
- Material Data : Brass nickel-plated (JIS C3604 / DIN CuZn39Pb3 / ASTM C37800) for A.C.F parts ; Nylon PA 66 for E part. Weather-Resistant EPDM rubbers for B.D parts. (NBR rubber is optional for oil-resistance applications)
- IP Protection : IP68 - 5 bar.
- Working Temp. : - 40 °C to 105 °C (- 40 °F to 221 °F). Short-Term to 160 °C (320 °F).
- Application : The robust & shiny plated brass cable gland with AVC's unique clamping design provides outstanding strain relief power & watertight performance over the entire cable range (2 mm - 66 mm) from the widest variety of bodies & sealing inserts. The high quality nickel-plated brass glands are considered the best cost / performance ratio for the metal-made cable entry systems to provide the excellent mechanical properties in anti corrosion, weather resistance, flame protection and high impact durability for outdoor / indoor cord-grip applications on electrical and electronics technologies, machines, telecommunications, wireless networking ODUs, power supplies, switches, junction boxes, solar PV modules, inverters, lightings, displays, traffics, signals, surveillance cameras, measurings, sensors and any kind of equipment.
- * Contact us for designing & ordering different sealing hole patterns with varying diameters & other extended gland sizes. (Sealing Inserts are not sold separately)
- * AVC sealing inserts are available in split versions for mounting wires with pre-assembled terminals or connectors. (Minimum order quantity is required)
- * The Washer (Gasket) and Lock Nut are all included in each cable gland, this saves additional ordering work and storage locations.

Seal Holes	Thread	Cat. No.	Cable Range mmφ	Thread O. D. C1 mm	Panel Mounting Hole mm	Thread Length C2 mm	Spanner Size A / F mm	Body Min. I. D. mm	Std. Pkg. pcs
A TYPE 	1/4	FBA13 - 03	3.1 ~ 2	13.157	13.2 ~ 13.4	8	17 / 17	8.5	10
		FBA13 - 05	5.3 ~ 3	13.157	13.2 ~ 13.4	8	17 / 17	8.5	10
		FBA13 - 08	7.8 ~ 4.5	13.157	13.2 ~ 13.4	8	17 / 17	8.5	10
	3/8	FBA17 - 06	7 ~ 4	16.662	16.7 ~ 16.9	9	22 / 22	10.5	10
		FBA17 - 10	10 ~ 6	16.662	16.7 ~ 16.9	9	22 / 22	10.5	10
	1/2	FBA21 - 06	6.6 ~ 4	20.955	21 ~ 21.2	9.5	26 / 26	14.5	10
		FBA21M - 08 - ST	8.8 ~ 5	20.955	21 ~ 21.2	6	24 / 24	12.5	10
		FBA21M - 08	8.8 ~ 5	20.955	21 ~ 21.2	9.5	24 / 24	12.5	10
		FBA21M - 08 - LT	8.8 ~ 5	20.955	21 ~ 21.2	15	24 / 24	12.5	10
		FBA21M - 11 - ST	11.1 ~ 7	20.955	21 ~ 21.2	6	24 / 24	12.5	10
		FBA21M - 11	11.1 ~ 7	20.955	21 ~ 21.2	9.5	24 / 24	12.5	10
		FBA21M - 11 - LT	11.1 ~ 7	20.955	21 ~ 21.2	15	24 / 24	12.5	10
	3/4	FBA21 - 13	14 ~ 9	20.955	21 ~ 21.2	9.5	26 / 26	14.5	10
		FBA26 - 06	6.6 ~ 5	26.441	26.5 ~ 26.8	12	32 / 32	18.5	10
		FBA26 - 10	10.5 ~ 6	26.441	26.5 ~ 26.8	12	32 / 32	18.5	10
		FBA26 - 14	14.7 ~ 9	26.441	26.5 ~ 26.8	12	32 / 32	18.5	10
		FBA26 - 16	16 ~ 12	26.441	26.5 ~ 26.8	12	32 / 32	18.5	10
		FBA26 - 18	18 ~ 14	26.441	26.5 ~ 26.8	12	32 / 32	18.5	10
	1	FBA33 - 06	6.8 ~ 5	33.249	33.3 ~ 33.6	12.5	41 / 41	25	10
		FBA33 - 22	22 ~ 16	33.249	33.3 ~ 33.6	12.5	41 / 41	25	10
1 1/4	FBA33 - 25	25 ~ 18	33.249	33.3 ~ 33.6	12.5	41 / 41	25	10	
	FBA42 - 25	25 ~ 21	41.91	42 ~ 42.3	15	50 / 50	32	5	
1 1/2	FBA42 - 30	30 ~ 24	41.91	42 ~ 42.3	15	50 / 50	32	5	
	FBA48 - 32	32 ~ 26	47.803	48 ~ 48.4	15	60 / 60	41.5	2	
2	FBA48 - 39	41 ~ 31	47.803	48 ~ 48.4	15	60 / 60	41.5	2	
	FBA60 - 46	46 ~ 40	59.614	60 ~ 60.4	15	73 / 73	51.5	2	
2 1/2	FBA60 - 49	51 ~ 44	59.614	60 ~ 60.4	15	73 / 73	51.5	2	
	FBA75 - 56	56 ~ 50	75.184	75.2 ~ 75.6	18	85 / 88	66.5	1	
		FBA75 - 66	66 ~ 56	75.184	75.2 ~ 75.6	18	85 / 88	66.5	1


220-2010 | NPT Brass Cable Glands

PATENTED

NPT



A Lock Nut B Washer (Gasket) C Body D Sealing Insert E Clamping Claw F Sealing Nut



- Thread Type : NPT, according to ANSI B2.1.
- Material Data : Brass nickel-plated (JIS C3604 / DIN CuZn39Pb3 / ASTM C37800) for A.C.F parts ; Nylon PA 66 for E part. Weather-Resistant EPDM rubbers for B.D parts. (NBR rubber is optional for oil-resistance applications)
- IP Protection : IP68 - 5 bar.
- Working Temp. : - 40 °C to 105 °C (- 40 °F to 221 °F). Short-Term to 160 °C (320 °F).
- Application : The robust & shiny plated brass cable gland with AVC's unique clamping design provides outstanding strain relief power & watertight performance over the entire cable range from the widest variety of bodies & sealing inserts. The high quality nickel-plated brass glands are considered the best cost / performance ratio for the metal-made cable entry systems to provide the excellent mechanical properties in anti corrosion, weather resistance, flame protection and high impact durability for outdoor / indoor cord-grip applications on electrical and electronics technologies, machines, telecommunications, wireless networking ODUs, power supplies, switches, junction boxes, solar PV modules, inverters, lightings, displays, traffics, signals, surveillance cameras, measurings, sensors and any kind of equipment.

- Contact us for designing & ordering different sealing hole patterns with varying diameters & other extended gland sizes. (Sealing Inserts are not sold separately)
- AVC sealing inserts are available in split versions for mounting wires with pre-assembled terminals or connectors. (Minimum order quantity is required)
- The Washer (Gasket) and Lock Nut are all included in each cable gland, this saves additional ordering work and storage locations.

Seal Holes	Thread	Cat. No.	Cable Range mmφ	Thread O. D. C1 mm	Panel Mounting Hole mm	Thread Length C2 mm	Spanner Size A / F mm	Body Min. I. D. mm	Std. Pkg. pcs
A TYPE 	NPT 3/8	NBA17 - 06	7 ~ 4	17.055	17.2 ~ 17.4	13	22 / 22	10.5	10
		NBA17 - 10	10 ~ 6	17.055	17.2 ~ 17.4	13	22 / 22	10.5	10
	NPT 1/2	NBA21 - 06	6.6 ~ 4	21.223	21.4 ~ 21.7	13	26 / 26	14.5	10
		NBA21M - 08 - ST	8.8 ~ 5	21.223	21.4 ~ 21.7	9.5	24 / 24	11.5	10
		NBA21M - 08	8.8 ~ 5	21.223	21.4 ~ 21.7	13	24 / 24	11.5	10
		NBA21M - 08 - LT	8.8 ~ 5	21.223	21.4 ~ 21.7	15	24 / 24	11.5	10
		NBA21M - 11 - ST	11.1 ~ 7	21.223	21.4 ~ 21.7	9.5	24 / 24	11.5	10
		NBA21M - 11	11.1 ~ 7	21.223	21.4 ~ 21.7	13	24 / 24	11.5	10
		NBA21M - 11 - LT	11.1 ~ 7	21.223	21.4 ~ 21.7	15	24 / 24	11.5	10
	NPT 3/4	NBA21 - 13	14 ~ 9	21.223	21.4 ~ 21.7	13	26 / 26	14.5	10
		NBA26 - 06	6.6 ~ 5	26.568	26.8 ~ 27.1	14	32 / 32	18.5	10
		NBA26 - 10	10.5 ~ 6	26.568	26.8 ~ 27.1	14	32 / 32	18.5	10
		NBA26 - 14	14.7 ~ 9	26.568	26.8 ~ 27.1	14	32 / 32	18.5	10
		NBA26 - 16	16 ~ 12	26.568	26.8 ~ 27.1	14	32 / 32	18.5	10
	NPT 1	NBA26 - 18	18 ~ 14	26.568	26.8 ~ 27.1	14	32 / 32	18.5	10
		NBA33 - 06	6.8 ~ 5	33.227	33.5 ~ 33.8	15	41 / 41	25	10
		NBA33 - 22	22 ~ 16	33.227	33.5 ~ 33.8	15	41 / 41	25	10
	NPT 1 1/4	NBA33 - 25	25 ~ 18	33.227	33.5 ~ 33.8	15	41 / 41	25	10
		NBA42 - 25	25 ~ 21	41.984	42.3 ~ 42.7	15	50 / 50	32	5
			NBA42 - 30	30 ~ 24	41.984	42.3 ~ 42.7	15	50 / 50	32