



# MEAN WELL


## SWITCHING POWER SUPPLY

ISO-9001 CERTIFIED MANUFACTURER

# S-100F

## SERIES

- .LOW COST, HIGH RELIABILITY
- .105°C OUTPUT CAPACITOR
- .INTERNATIONAL AC INPUT RANGE
- .HIGH EFFICIENCY, LOW WORKING TEMPERATURE
- .SOFT-START CIRCUIT, LIMITING AC SURGE CURRENT
- .SHORT CIRCUIT, OVERLOAD, OVER VOLTAGE PROTECTED
- .COMPACT SIZE, LIGHT WEIGHT
- .100% FULL LOAD BURN-IN TEST
- .BUILT IN EMI FILTER, LOW RIPPLE NOISE

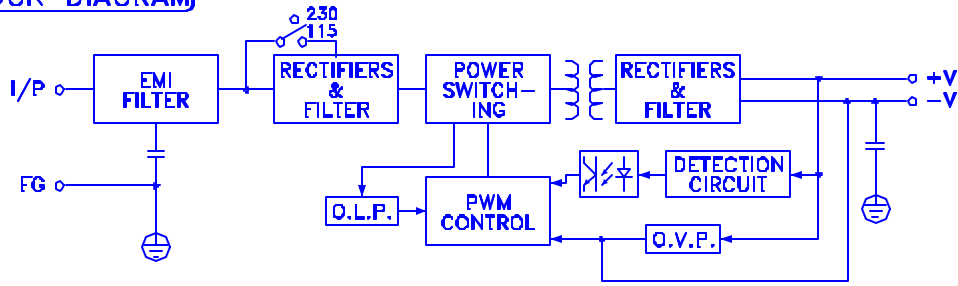


MODEL	S-100F-5	S-100F-7.5	S-100F-12	S-100F-15	S-100F-24	S-100F-48
DC OUTPUT VOLTAGE	5V	7.5V	12V	15V	24V	48V
OUTPUT V. TOLERANCE	±2%	±1%	±1%	±1%	±1%	±1%
OUTPUT RATED CURRENT	20A	13.5A	8.5A	6.7A	4.5A	2.2A
OUTPUT CURRENT RANGE	0-20A	0-13.5A	0-8.5A	0-6.7A	0-4.5A	0-2.2A
RIPPLE & NOISE	100mVp-p	125mVp-p	125mVp-p	125mVp-p	150mVp-p	150mVp-p
LINE REGULATION	±0.5%	±0.5%	±0.5%	±0.5%	±0.5%	±0.5%
LOAD REGULATION	±1%	±0.5%	±0.5%	±0.5%	±0.5%	±0.5%
DC OUTPUT POWER	100W	101W	102W	100.5W	108W	105.6W
EFFICIENCY	76%	78%	80%	81%	83%	84%
DC VOLTAGE ADJ.	±10%	±10%	±10%	±10%	±10%	±10%
INPUT VOLTAGE RANGE	88~132VAC / 176~264VAC SELECTED BY JUMPER OR SWITCH 47~63Hz; 248~370VDC					
AC CURRENT	2.4A/115V 1.2A/230V					
INRUSH CURRENT	COLD START 30A/115V 60A/230V					
LEAKAGE CURRENT	<1mA/240VAC					
OVERLOAD PROTECTION	105%~150% TYPE:PULSING HICCUP SHUTDOWN RESET:AUTO RECOVERY					
OVER VOLTAGE PROTECTION	115%~135%					
OVER TEMP. PROTECTION	-----					
TEMP. COEFFICIENT	±0.03% / °C (0~50°C)					
SETUP, RISE, HOLD UP TIME	1s, 30ms, 15ms					
VIBRATION	10~500Hz, 2G 10min./1cycle, PERIOD FOR 60min. EACH AXES					
WITHSTAND VOLTAGE	I/P-O/P:3KVAC I/P-FG:1.5KVAC O/P-FG:0.5KVAC					
ISOLATION RESISTANCE	I/P-O/P, I/P-FG, O/P-FG:500VDC / 100M Ohms					
WORKING TEMP., HUMIDITY	-10°C~+60°C(REFER TO OUTPUT DERATING CURVE), 20%~90% RH					
STORAGE TEMP., HUMIDITY	-20°C~+85°C, 10%~95% RH					
DIMENSION	199*98*38mm CASE:902					
WEIGHT	0.65Kgs					
SAFETY STANDARDS	UL1012, TUV EN60950 (IEC950, UL1950) APPROVED					
EMC STANDARDS	CISPR22 (EN55022), IEC801-2,3,4, IEC555-2 VERIFICATION					

- NOTE :
- 1.ALL PARAMETERS ARE SPECIFIED AT 230VAC INPUT, RATED LOAD, 25°C 70% RH. AMBIENT.
  - 2.TOLERANCE GINCLUDE SET UP TOLERANCE, LINE REGULATION, LOAD REGULATION.
  - 3.RIPPLE & NOISE ARE MEASURED AT 20MHz BY USING A 12" TWISTED PAIR TERMINATED WITH A 0.1uF & 47uF CAPACITOR.
  - 4.LINE REGULATION IS MEASURED FROM LOW LINE TO HIGH LINE AT RATED LOAD.
  - 5.LOAD REGULATION IS MEASURED FROM 0% TO 100% RATED LOAD.
  - 6.C3,4,32 MUST BE REMOVED.

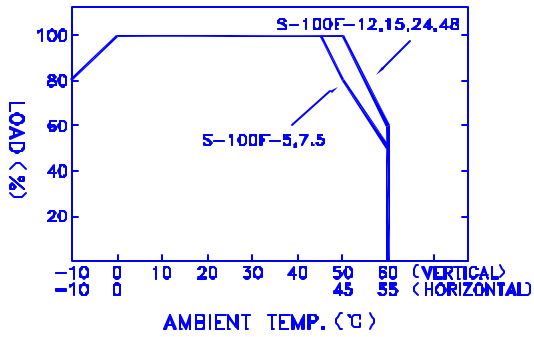
# S-100F SERIES

## BLOCK DIAGRAM

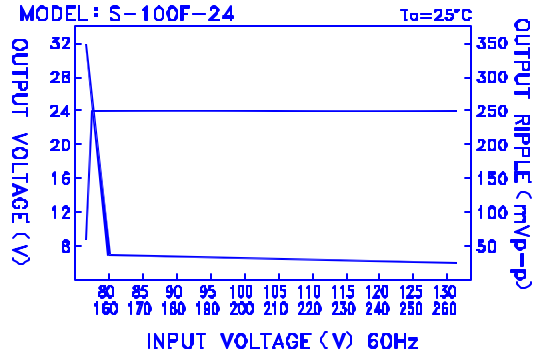


fosc : 83KHz

## OUTPUT DERATING



## STATIC CHARACTERISTICS



## DIMENSION (mm)

- ☒ CASE : 902
- ☒ TERMINAL PIN NO. ASSIGNMENT
  - ☒ PIN 1,2 : AC INPUT
  - ☒ PIN 3 : FG ⊕
  - ☒ PIN 4,5 : DC OUTPUT -V
  - ☒ PIN 6,7 : DC OUTPUT +V

