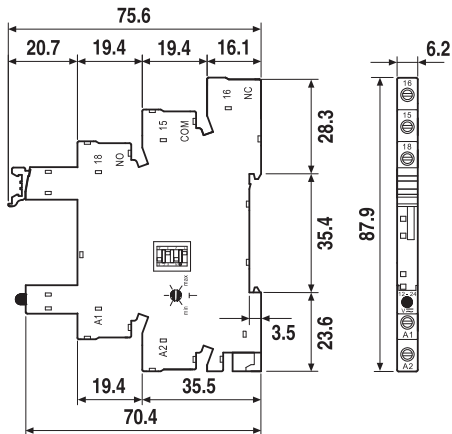


Features

Slim timed sockets for 34 series, 6.2 mm wide

- Multi-function timer
- AC and DC supply
- 4 time scales from 0.1s to 6h
- LED indicator

93.21
Screw terminal

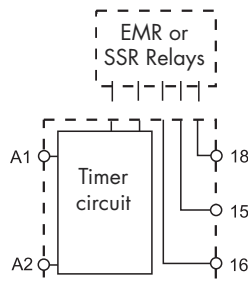


NEW 93.21



- Time scale: from 0.1s to 6h
- Multi-function
- For use with 34.51 and 34.81 relays

AI: ON delay
DI: ON pulse
GI: Fixed pulse (0.5s) delayed
SW: Symmetrical recycling: ON start



Contact specification

Contact configuration

Rated current/Maximum peak current A

Rated voltage/Maximum switching voltage V AC

Rated load AC1 VA

Rated load AC15 (230 V AC) VA

Single phase motor rating (230 V AC) kW

Breaking capacity DC1: 30/110/220 V A

Minimum switching load mW (V/mA)

Standard contact material

See 34.51 and 34.81 relays

Supply specification

Nominal voltage (U_N) V AC (50/60 Hz)

12...24

V DC

12...24

Rated power AC/DC VA/W

0.7/0.5

Operating range V AC (50/60 Hz)

9.6...26.4

DC

9.6...26.4

Technical data

Specified time range

(0.1...3)s, (3...60)s, (1...20)min, (0.3...6)h

Repeatability %

± 1

Recovery time ms

≤ 50

Setting accuracy full range %

± 5

Electrical life at rated load in AC1 cycles

See 34.51 (EMR) and 34.81 (SSR) relays

Ambient temperature range °C

-40...+70 (EMR) / -40...+55 (SSR)

Protection category

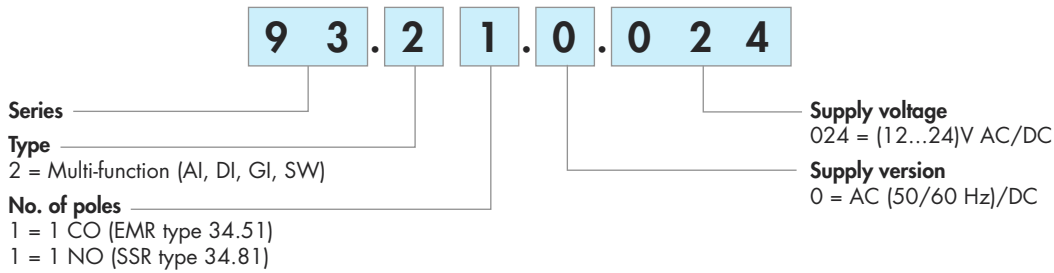
IP 20

Approvals (according to type)



Ordering information

Example: type 93.21 multi-function timer module for 34 series relay, (12...24)V AC/DC supply voltage.



Combinations

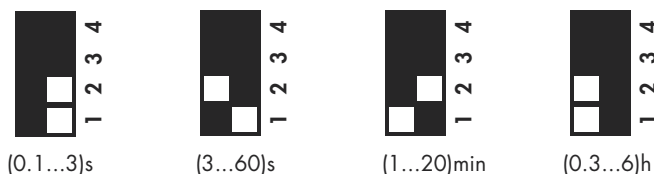
Output	Supply voltage	Type of relay	Type of socket
1 pole 6A, electromechanical relay	12 V AC/DC	34.51.7.012.0010	93.21.0.024
1 pole 6A, electromechanical relay	24 V AC/DC	34.51.7.024.0010	93.21.0.024
1 output 2A 24 V DC, solid state relay	24 V AC/DC	34.81.7.024.9024	93.21.0.024
1 output 2A 240 V AC, solid state relay	24 V AC/DC	34.81.7.024.8240	93.21.0.024

Note: Although the timer socket covers both 12 and 24 volt supplies, it must be combined with the appropriate 12 V or 24 V relay; resulting in a combination suitable for just a single supply voltage.

Technical data

EMC specifications			
Type of test	Reference standard		
Electrostatic discharge	contact discharge	EN 61000-4-2	4 kV
	air discharge	EN 61000-4-2	8 kV
Radio-frequency electromagnetic field (80 ÷ 1000 MHz)		EN 61000-4-3	10 V/m
Fast transients (burst) (5-50 ns, 5 kHz) on Supply terminals		EN 61000-4-4	2 kV
Surges (1.2/50 µs) on Supply terminals	common mode	EN 61000-4-5	2 kV
	differential mode	EN 61000-4-5	1 kV
Radio-frequency common mode (0.15 ÷ 80 MHz) on Supply terminals		EN 61000-4-6	10 V
Radiated and conducted emission		EN 55022	class B
Other data		EMR	SSR
Power lost to the environment	without contact current	W	0.1
	with rated current	W	0.6
Wire strip length		mm	10
⊖ Screw torque		Nm	0.5
Max. wire size		solid cable	stranded cable
		mm ²	1x2.5 / 2x1.5
		AWG	1x14 / 2x16

Times scales



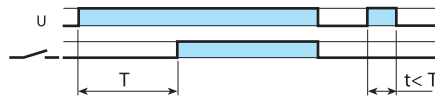
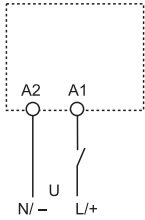
Functions

LED	Supply voltage	NO contact/output
	OFF	Open
	ON	Open (time in progress)
	ON	Closed

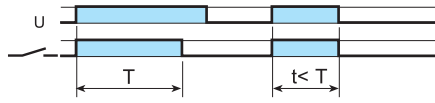
Wiring diagram

U = Supply voltage

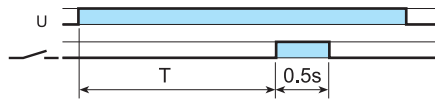
= Output contact



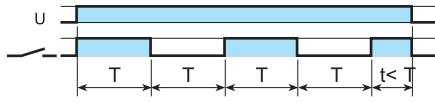
(AI) ON delay.
Apply power to timer. Output contacts transfer after preset time has elapsed. Reset occurs when power is removed.



(DI) ON pulse.
Apply power to timer. Output contacts transfer immediately. After the preset time has elapsed, contacts reset.




(GI) Fixed pulse (0.5s) delayed.
Apply power to timer. Output contacts transfer after preset time has elapsed. Reset occurs after a fixed time of 0.5s.



(SW) Symmetrical recycling: ON start.
Apply power to timer. Output contacts transfer immediately and cycle between ON and OFF for as long as power is applied. The ratio is 1:1 (time on = time off).

Accessories

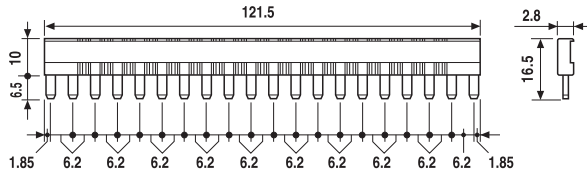


093.20

Approvals
(according to type):



20-way jumper link	093.20 (blue)
Rated values	36 A - 250 V



093.01

Plastic separator	093.01
--------------------------	--------

Thickness 2 mm, required at the start and the end of a group of interfaces.

Can be used for visual separation group, must be used for:

- protective separation of different voltages of neighbouring PLC interfaces according to VDE 0106-101
- protection of cut jumper links



093.64

Sheet of marker tags, plastic, 64 tags, 6x10 mm	093.64
--	--------