


SDD SERIES SOLID STATE RELAY

**SDD-060A002S-4**

DC Control DC Loading S.S.R



**Specifications**

MODEL SERIES NO.	CONTROL VOLTAGE	MUST TURN OFF VOLTAGE	INPUT IMPEDANCE	LOADING CURRENT	LOADING VOLTAGE	MIN BLOCKING VOLTAGE	MAX OFF-STATE LEAKAGE	FREQUENCY RANGE	MAX 1-CYCLE PEAK SURGE
SDD-060A002S-4	3 - 32 VDC	MAX 1.0 VDC	1.5 KΩ	2A	3 ~ 60VDC	80VDC	LESS 1 mA	47-70HZ	20A

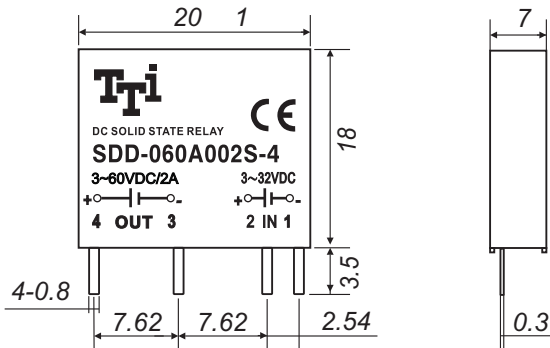
MODEL SERIES NO.	MAX OFF STATE dv/dt	MAX ON-STATE VOLTAGE DROP	ISOLATE IMPEDENCE	DIELECTRIC STRENGTH INPUT-OUTPUT	DIELECTRIC STRENGTH INPUT,OUTPUT-CASE	TURN ON TIME	TURN OFF TIME	CAPACITANCE IN-OUT	WEIGHT (g)
SDD-060A002S-4	200 V/μ sec	1.5Vrms	10 <sup>9</sup> Ω	2500 VACrms	—	LESS 2 msec	LESS 2 msec	LESS 15 PF	6 g

**Parts No.**

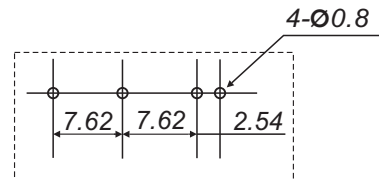
**SDD-060A002S-4**

- Packing : 4 = SIP of Mini Type
- Phase : S = Single Phase
- Loading Current : 002 = 2A
- Control Voltage : A = 3-32VDC
- Loading Voltage : 060 = 3~60VDC
- Control Type : DD = DC Control DC
- S = S.S.R

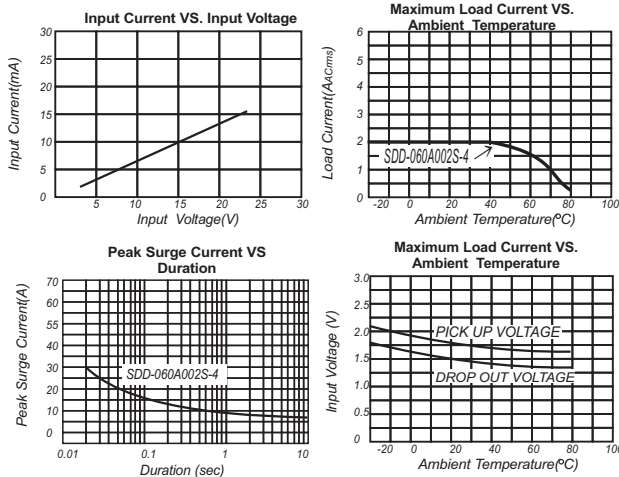
**Outline Dimensions(Unit : mm)**



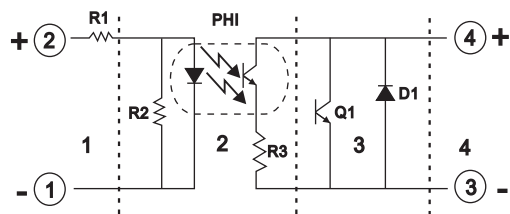
SIP of Mini Series



**Characteristic Curves**



**Equivalent Circuit**



- 1. Input Circuit
- 2. Photo Detector
- 3. Protected Circuit
- 4. Output Circuit