

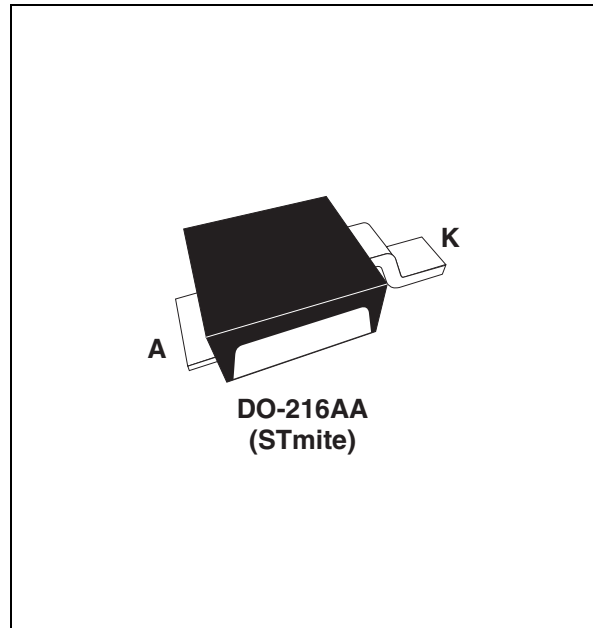
Features

- Unidirectional Transil Diode
- High peak pulse power : 200 W (10/1000 μ s)
- Stand-off voltage 3.3 V
- Low clamping factor V_{CL}/V_{BR}
- Fast response time
- JEDEC registered package outline

Description

The SM2T3V3A is a Transil diode designed specifically for portable equipment and miniaturized electronic devices subject to ESD transient overvoltages. Its low stand-off voltage makes it suitable for low voltage applications very sensitive to EOS and ESD events.

Transil diodes provide high overvoltage protection by clamping action.



Order code

Part Number	Marking
SM2T3V3A	MUL

Absolute rating (limiting value)

Symbol	Parameter	Value	Unit
P_{PP}	Peak pulse power dissipation ⁽¹⁾	$T_j \text{ initial} = T_{amb}$ 200	W
P	Power dissipation on infinite heatsink	$T_{amb} = 100^\circ\text{C}$ 2.5	W
I_{FSM}	Non repetitive surge peak forward current	$t_p = 10 \text{ ms}$ $T_j \text{ initial} = T_{amb}$ 25	A
T_{stg} T_j	Storage temperature range Maximum operating junction temperature	-65 to +175 150	$^\circ\text{C}$
T_l	Lead solder temperature (10 seconds duration)	260	$^\circ\text{C}$

1. 10/1000 μ s pulse waveform

TM: TRANSIL is a trademark of STMicroelectronics

1 Characteristics

1.1 Thermal resistance

Symbol	Parameter	Value	Unit
$R_{th(j-l)}$	Junction to leads	20	°C/W
$R_{th(j-a)}$	Junction to ambient on PCB with recommended pad layout	250	°C/W

1.2 Electrical characteristics ($T_{amb} = 25^{\circ}C$)

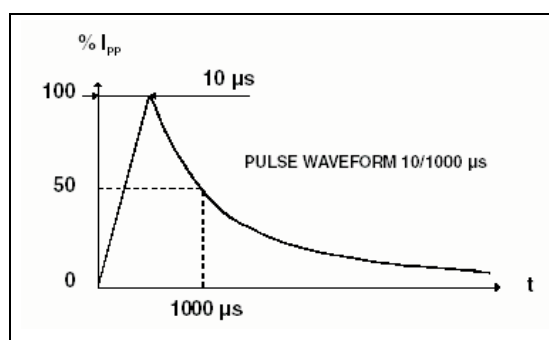
Symbol	Parameter
V_{RM}	Stand-off voltage.
V_{BR}	Breakdown voltage.
V_{CL}	Clamping voltage.
I_{RM}	Leakage current @ V_{RM} .
I_{PP}	Peak pulse current.
αT	Voltage temperature coefficient
V_F	Forward voltage drop

Type	$I_{RM} \text{ max @ } V_{RM}$		$V_{BR} \text{ min @ } I_R$ Note 1		$V_{CL} \text{ max @ } I_{PP}$ 10/1000 μs		$V_{CL} \text{ max @ } I_{PP}$ 10/1000 μs		αT max Note 2	C max Note 3
	μA	V	V	mA	V	A	V	A	$10^{-4}/^{\circ}C$	pF
SM2T3V3A	500	3.3	3.6	1	6.5	25	6.8	30	-5.3	2500

Note: 1 Pulse test $t_p < 50 \text{ ms}$

2 $\Delta V_{BR} = \alpha T * (T_{amb} - 25) + V_{BR} (25^{\circ}C)$

3 $V_R = 0 \text{ V}, F = 1 \text{ MHz}$

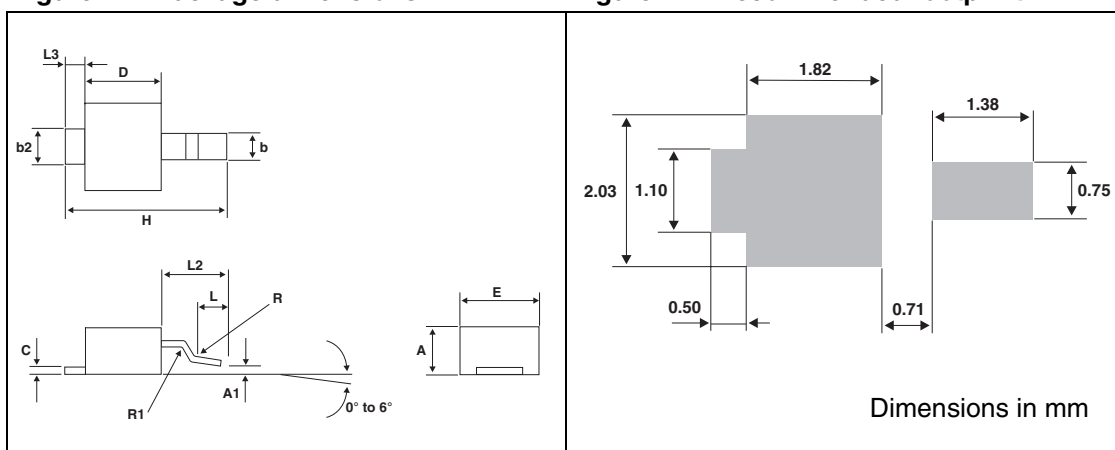


2 Package mechanical data (DO216-AA: STmite)

REF.	DIMENSIONS					
	Millimetres			Inches		
	Min.	Typ.	Max.	Min.	Typ.	Max.
A	0.85	1.00	1.15	0.033	0.039	0.045
A1	-0.05		0.105	-0.002		0.002
b	0.40		0.65	0.016		0.025
b2	0.70		1.00	0.027		0.039
c	0.10		0.25	0.004		0.010
D	1.75	1.90	2.05	0.069	0.007	0.081
E	1.75	1.90	2.05	0.069	0.007	0.081
H	3.60	3.75	3.90	0.142	0.148	0.154
L	0.50	0.63	0.80	0.047	0.025	0.031
L2	1.20	1.35	1.50	0.047	0.053	0.059
L3		0.50 ref			0.019 ref	
R	0.07			0.003		
R1	0.07			0.003		

Figure 1. Package dimensions

Figure 2. Recommended footprint



3 Ordering information

Ordering type	Marking	Package	Weight	Base quantity	Delivery mode
SM2T3V3A	MUL	STmite	15.5 mg	12000	Tape & Reel

4 Revision history

Date	Revision	Description of changes
10-Oct-2005	1	First Issue

Information furnished is believed to be accurate and reliable. However, STMicroelectronics assumes no responsibility for the consequences of use of such information nor for any infringement of patents or other rights of third parties which may result from its use. No license is granted by implication or otherwise under any patent or patent rights of STMicroelectronics. Specifications mentioned in this publication are subject to change without notice. This publication supersedes and replaces all information previously supplied. STMicroelectronics products are not authorized for use as critical components in life support devices or systems without express written approval of STMicroelectronics.

The ST logo is a registered trademark of STMicroelectronics.
All other names are the property of their respective owners

© 2005 STMicroelectronics - All rights reserved

STMicroelectronics group of companies

Australia - Belgium - Brazil - Canada - China - Czech Republic - Finland - France - Germany - Hong Kong - India - Israel - Italy - Japan -
Malaysia - Malta - Morocco - Singapore - Spain - Sweden - Switzerland - United Kingdom - United States of America

www.st.com