




MEAN WELL

SWITCHING POWER SUPPLY

ISO-9001 CERTIFIED MANUFACTURER

T-60 SERIES

- .LOW COST, HIGH RELIABILITY
- .105°C OUTPUT CAPACITOR
- .INTERNATIONAL AC INPUT RANGE
- .HIGH EFFICIENCY, LOW WORKING TEMPERATURE
- .SOFT-START CIRCUIT, LIMITING AC SURGE CURRENT
- .SHORT CIRCUIT, OVERLOAD, OVER VOLTAGE PROTECTED
- .COMPACT SIZE, LIGHT WEIGHT
- .100% FULL LOAD BURN-IN TEST

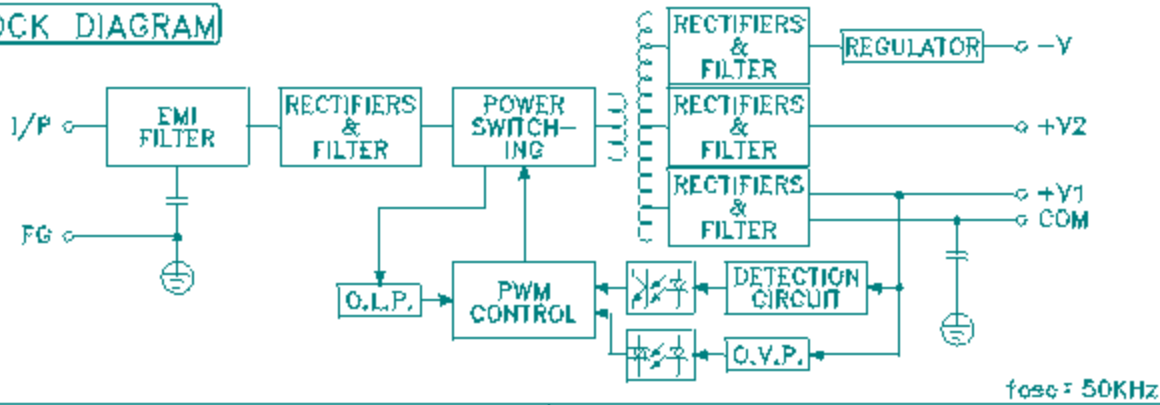


SPECIFICATION	T-60A			T-60B			T-60C		
	CH1	CH2	CH3	CH1	CH2	CH3	CH1	CH2	CH3
DC OUTPUT VOLTAGE	5V	12V	-5V	5V	12V	-12V	5V	15V	-15V
OUTPUT V. TOLERANCE	±2%	±6%	±6%	±2%	±6%	±6%	±2%	±6%	±6%
OUTPUT RATED CURRENT	5A	2.5A	0.5A	5A	2.5A	0.5A	5A	2A	0.5A
OUTPUT CURRENT RANGE	0.5-7A	0.2-3.5A	0-1A	0.5-7A	0.2-3.5A	0-1A	0.5-7A	0.2-3A	0-1A
RIPPLE & NOISE(Vp-p)	100m	100m	100m	100m	100m	100m	100m	100m	100m
LINE REGULATION	±0.5%	±1%	±0.5%	±0.5%	±1%	±0.5%	±0.5%	±1%	±0.5%
LOAD REGULATION	±1%	±4%	±1%	±1%	±4%	±1%	±1%	±4%	±1%
RATED OUTPUT POWER	57.5W			61W			62.5W		
EFFICIENCY	72%			72%			72%		
DC VOLTAGE ADJ.	CH1:+10,-5%			CH1:+10,-5%			CH1:+10,-5%		
INPUT VOLTAGE RANGE	85-264VAC 47-63Hz : 120-370VDC								
AC CURRENT	2A/115V 1A/230V								
INRUSH CURRENT	COLD START 30A/115V 60A/230V								
LEAKAGE CURRENT	<1mA/240VAC								
OVERLOAD PROTECTION	105%-150%/115VAC TYPE:PULSING HICCUP SHUTDOWN RESET:AUTO RECOVERY								
OVER VOLTAGE PROTECTION	CH1:5.75-6.75V								
TEMP. COEFFICIENT	±0.03% / °C (0-50°C) ON +5V OUTPUT								
SETUP,RISE,HOLD UP TIME	800ms, 50ms, 10ms / 115VAC 300ms, 50ms, 80ms / 230VAC								
VIBRATION	10-500Hz, 2G 3AXES 10min. / 1cycle (1 HOUR / EACH AXES)								
WITHSTAND VOLTAGE	I/P-O/P:3KVAC I/P-FG:1.5KVAC O/P-FG:0.5KVAC 1min.								
ISOLATION RESISTANCE	I/P-O/P,I/P-FG,O/P-FG:500VDC / 100M Ohms								
WORKING TEMP., HUMIDITY	-10°C~+60°C(REFER TO OUTPUT DERATING CURVE), 20%-90% RH								
STORAGE TEMP., HUMIDITY	-20°C~+85°C, 10%-95% RH								
DIMENSION	159*97*38mm CASE:901								
WEIGHT	0.56Kgs								
SAFETY STANDARDS	UL1012, TUV EN60950, IEC950, UL1950 APPROVED								
EMC STANDARDS	CISPR22(EN55022) CLASS B, IEC801-2,3,4, IEC555-2 VERIFICATION								

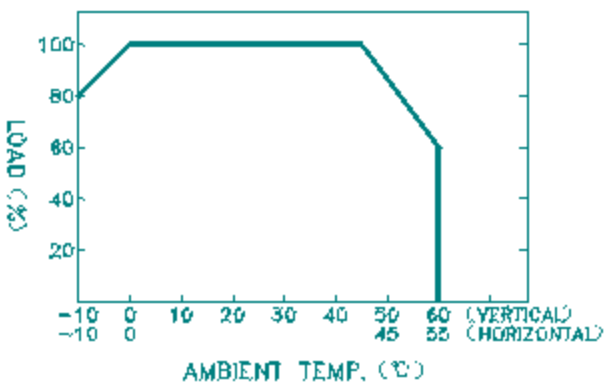
- NOTE :
- 1.ALL PARAMETERS ARE SPECIFIED AT 230VAC INPUT, RATED LOAD, 25°C 70% RH. AMBIENT.
 - 2.TOLERANCE GINCLUDE SET UP TOLERANCE, LINE REGULATION, LOAD REGULATION.
 - 3.RIPPLE & NOISE ARE MEASURED AT 20MHz BY USING A 12" TWISTED PAIR TERMINATED WITH A 0.1uF & 47uF CAPACITOR.
 - 4.LINE REGULATION IS MEASURED FROM LOW LINE TO HIGH LINE AT RATED LOAD.
 - 5.LOAD REGULATION IS MEASURED FROM 20% TO 100% RATED LOAD, AND OTHER OUTPUT AT 60% RATED LOAD
 - 6.EACH OUTPUT PROVIDE UP TO MAXIMUM CURRENT, BUT TOTAL LOAD CAN NOT EXCEED MAX. OUTPUT POWER.
 - 7.C23,6 MUST BE REMOVED.

2000-10-03

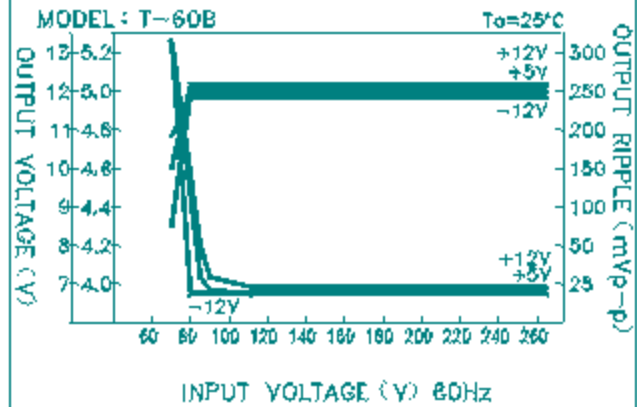
BLOCK DIAGRAM



OUTPUT DERATING



STATIC CHARACTERISTICS



DIMENSION (mm)

- ☒ CASE : 901
- ☒ TERMINAL PIN NO. ASSIGNMENT
- ☒ PIN 1,2 : AC INPUT
- ☒ PIN 3 : FG \oplus
- ☒ PIN 4 : DC OUTPUT -V
- ☒ PIN 5 : DC OUTPUT +V2
- ☒ PIN 6 : DC OUTPUT COM
- ☒ PIN 7 : DC OUTPUT +V1

