

TRU

MAIN FEATURES

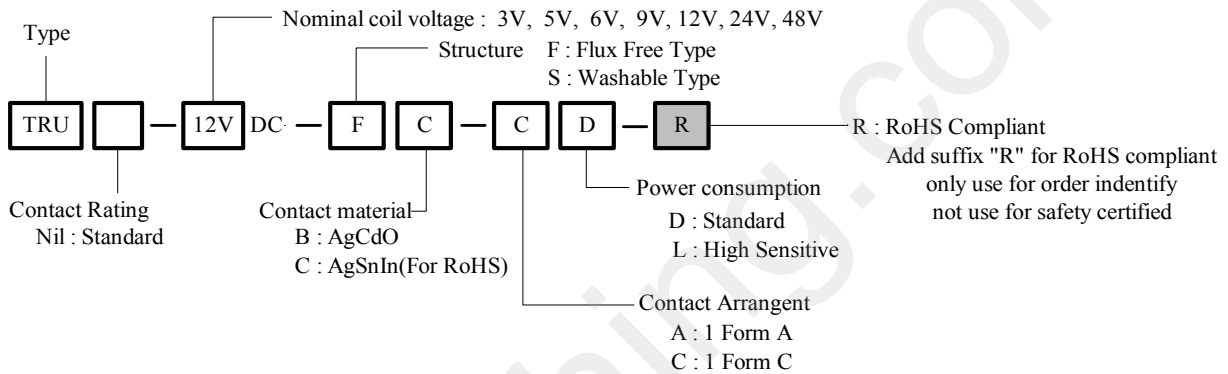
- High contact capacity : 12A, 15A
- Employment of suitable plastic materials to be applied to high temperature and various chemical solution.
- Sealed types available.
- UL and TUV recognized.

APPLICATIONS

- Home appliance, air conditioner, heater, etc.
- Automotive Power-window, car antenna, door-lock, etc.
- Office machine, facsimile, etc.
- Vending machine.



ORDERING INFORMATION

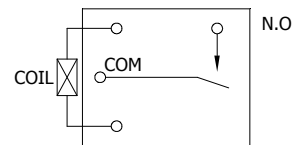
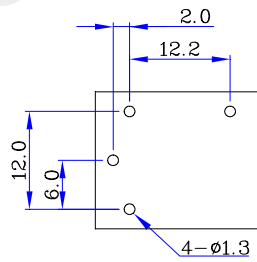
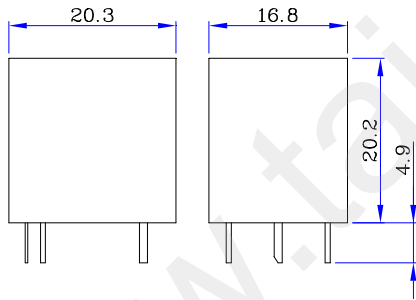


DIMENSION(unit:mm)

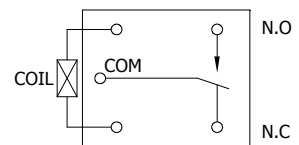
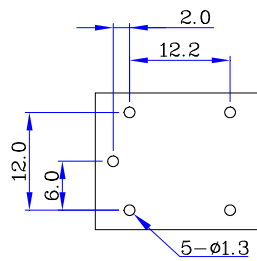
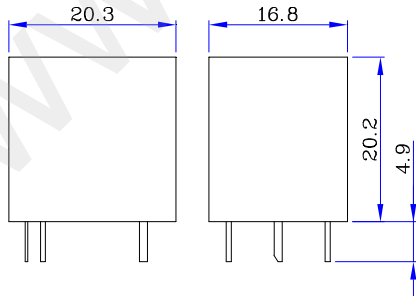
DRILLING(unit:mm)

WIRING DIAGRAM

TRU Form A TYPE



TRU Form C TYPE



Remark: 1. In case of no tolerance shown in dimension: $\pm 0.5\text{mm}$.
2. The tolerance without indicating for DRILLING is always $\pm 0.1\text{mm}$.

➤ **COIL DATA CHART**(at 20°C)

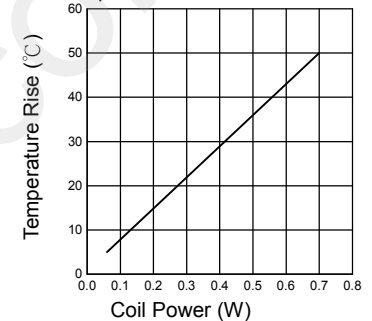
Coil Sensitivity	Nominal Voltage (VDC)	Nominal Current (mA)	Coil Resistance (Ω) $\pm 10\%$	Power Consumption (W)	Pull-In Voltage (VDC)	Drop-Out Voltage (VDC)	Max-Allowable Voltage (VDC)
TRU (High Sensitivity)	3	120	25	abt. 0.36W	75% Max.	5% Min.	130%
	5	71.5	70				
	6	60	100				
	9	40	225				
	12	30	400				
	24	15	1600				
TRU (Standard)	3	150	20	abt. 0.45W	75% Max.	5% Min.	130%
	5	89.3	56				
	6	75	80				
	09	50	180				
	12	37.5	320				
	24	18.7	1280				
	48	10	4500	abt. 0.51W			

➤ **CONTACT RATING**

Item	Type	TRU	
		12A	15A
Contact Capacity		12A 28VDC(UL)	12A 28VDC(UL)
Resistive Load ($\cos\phi=1$)		12A 120VAC	15A 125VAC
		15A 28VDC(TUV) 10A 250VAC	15A 28VDC(TUV) 10A 250VAC
Rated Carrying Current		12A	15A
Max. Allowable Voltage		250VAC, 110VDC	250VAC, 110VDC
Max. Allowable Current		12A	15A
Max. Allowable Power		1440VA, 336W	1875VA, 420W
Force			
Referenced Min. Applicable Load		5VDC, 10mA	5VDC, 10mA
Contact Material		Ag Alloy	Ag Alloy

➤ **REFERENCE DATA**

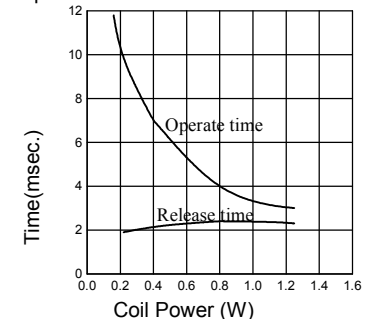
Coil Temperature Rise



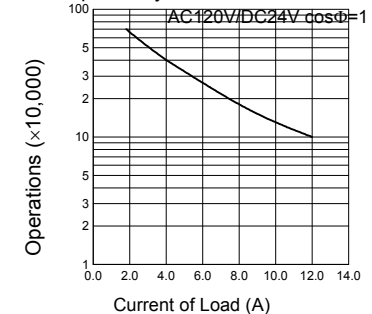
➤ **PERFORMANCE** (at initial value)

Item	Type	TRU
Contact Resistance		100m Ω Max.
Operation Time		15msec Max.
Release Time		5msec Max.
Dielectric Strength	Between coil & contact	1500VAC 50/60Hz (1 minute)
	Between contacts	750VAC 50/60Hz (1 minute)
Surge Resistiveness		3000V (between coil & contact 1 \times 40 usec)
Insulation Resistance		100 M Ω Min. (500VDC)
Max. ON/OFF Switching	Mechanically	300 operation/min
	Electrically	30 operation/min
Operating Ambient Temperature		-30°C to +80°C(No water condensation and no water drop)
Operating Humidity		45 to 85% RH
Coil Temperature Rise		35 deg. Max.
Vibration	Endurance	10 to 55Hz Double Amplitude 1.5mm
	Error Operation	10 to 55Hz Double Amplitude 1.5mm
Shock	Endurance	980m/s ² .
	Error Operation	98m/s ² .
Life Expectancy	Mechanically	1 \times 10 ⁷ operations. Min. (no load)
	Electrically	1 \times 10 ⁵ operations. Min. (at rated coil voltage)
Weight		abt. 12grs.
UL		E156521.
TUV		R50050851

Operate Time



Life Expectancy



This datasheet for reference and subject to change without notice. Please double check final specification with Tai-Shing. (1030AA08VOL01)