

TRX

➤ MAIN FEATURES

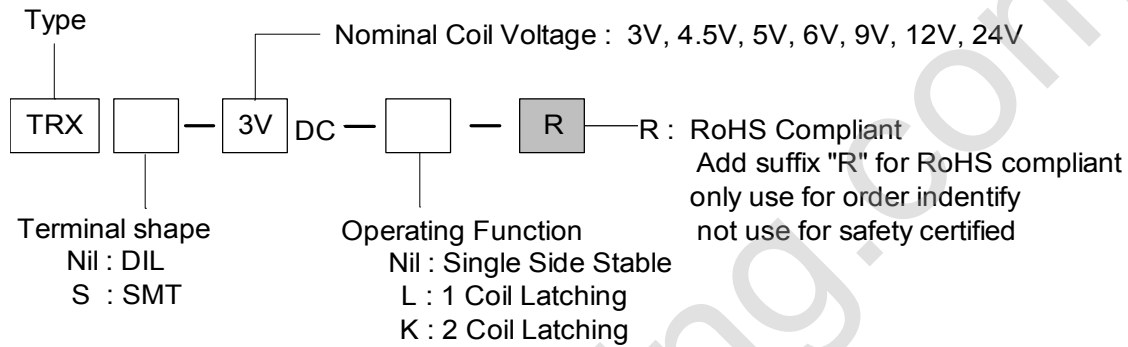
- DIL pitch terminals .
- Contact arrangement: 2 Form C
- Conforms to FCC Part 68 2.5kV Surge and Dielectric 1500VAC;
- High contact capacity 2A/30VDC;

➤ APPLICATIONS

- Application for Telecommunication Equipment, Office Equipment, Security Alarm Systems, Measuring instruments, Medical Monitoring Equipment, Audio Visual Equipment, Flight Simulator, Sensor Control.



➤ ORDERING INFORMATION

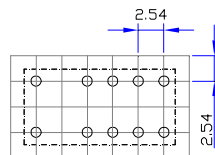
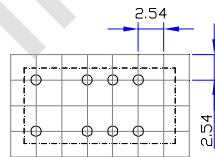
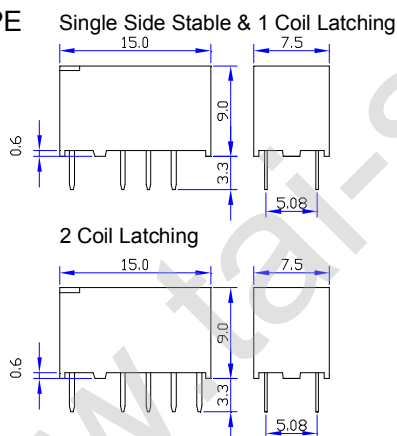


■ DIMENSION (unit:mm)

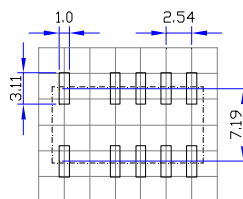
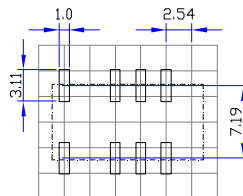
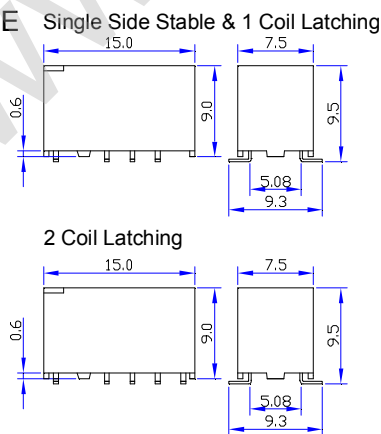
■ DRILLING (unit:mm)

■ WIRING DIAGRAM

DIP TYPE

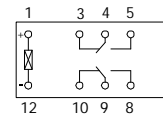


SMT TYPE



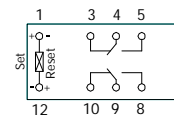
(Bottom views)

Single Side Stable



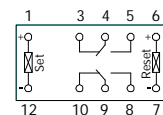
reset condition

1 Coil Latching



reset condition

2 Coil Latching



reset condition

➤ **COIL DATA CHART(at 20°C)**

Coil Sensitivity	Coil Voltage (VDC)Rated	Nominal Current (mA)	Coil Resistance (Ω) $\pm 10\%$	Coil Power (W)	Pickup voltage (VDC) Max. (75% of rated voltage)	Release voltage (VDC) Min. (10% of rated voltage)	Coil Voltage (VDC) Max.
Single Side Stable	3	46.7	64.3	0.14	2.25	0.3	4.5
	4.5	31.0	145	0.14	3.38	0.45	6.7
	5	28.1	178	0.14	3.75	0.5	7.5
	6	23.4	257	0.14	4.50	0.6	9.0
	9	15.5	579	0.14	6.75	0.9	13.5
	12	11.7	1028	0.14	9.00	1.2	18.0
1 Coil Latching	24	8.3	4114	0.14	18.0	2.4	36.0
	3	33.3	90	0.10	2.25	-2.25	4.5
	4.5	22.2	203	0.10	3.38	-3.38	6.7
	5	20.0	250	0.10	3.75	-3.75	7.5
	6	16.7	360	0.10	4.50	-4.50	9.0
	9	11.1	810	0.10	6.75	-6.75	13.5
2 Coil Latching	12	8.3	1440	0.10	9.00	-9.00	18.0
	24	4.2	5760	0.10	18.0	-18.0	36.0
	3	66.7	45	0.20	2.25	2.25	4.5
	4.5	44.5	101	0.20	3.38	3.38	6.7
	5	40.0	125	0.20	3.75	3.75	7.5
	6	33.3	180	0.20	4.5	4.5	9.0
	9	22.2	405	0.20	6.75	6.75	13.5
	12	16.7	720	0.20	9	9	18
	24	8.3	2880	0.20	18	18	36

➤ **CONTACT RATING**

Item	Type	TRX
Contact Capacity Resistive Load (cos Φ =1)		2A / 30VDC 0.5A / 125VAC
Max. Switching Voltage		220VDC
Max. Switching Current		2A
Max. Switching Power Force		60W, 62.5VA
Referenced Min. Applicable Load		0.01mA / 10mVDC
Contact Material		Ag Alloy

➤ **PERFORMANCE (at initial value)**

Item	Type	TRX
Contact Resistance		80m Ω
Operation Time		Approx. 4msec
Release Time		Approx. 4msec
Dielectric Strength		
Between open contacts		1000VAC (1 minute)
Between coil & contact		1500VAC (1 minute)
Between Contacts Poles		1000VAC (1 minute)
Surge Withstand Voltage		
Between open Contacts(10x160us)		1500V (FCC part 68)
Between coil & Contacts(2x 10us)		2500V (Telecordia)
Shock Resistance		
Functional		750m/s ² 11ms
Survival		1000m/s ² 6ms
Vibration Resistance		
Functional		3.3mm D.A. 10 to 55Hz
Terminals resistance		50K max.
Temperature Range		-40°C to 85°C
Relative Humidity		35% to 85% RH
Insulation Resistance		1000 M Ω Min. (at 500VDC)
Life Expectancy		
Electrically		5 \times 10 ⁵ ops. Min. (1A/30VDC) 1 \times 10 ⁵ ops. Min. (2A/30VDC)
Mechanically		1 \times 10 ⁸ ops. Min.
Weight		2g
UL		E156521

This datasheet for reference and subject to change without notice. Please double check final specification with Tai-Shing. (0939AA08VOL01)