



TRV

MAIN FEATURES

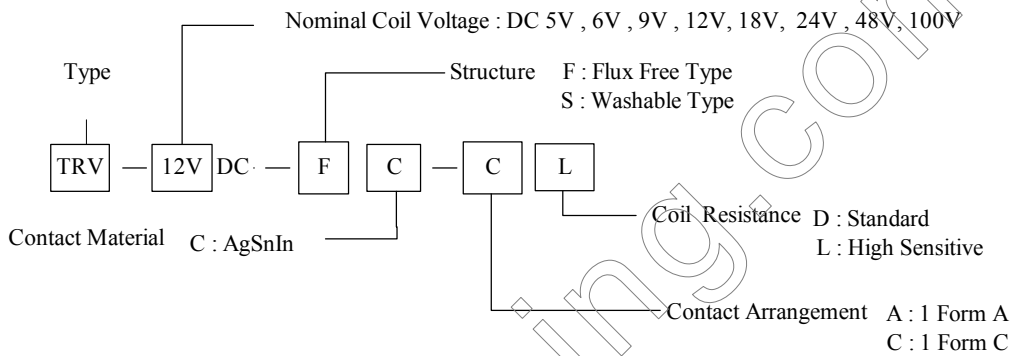
- High capacity type (16A) available.
- High sensitivity 0.2W (1 Form A).
- Flat type : L×W×H=16.5mm×22.2mm×11.2mm.



APPLICATIONS

- Home appliances : Air conditioner, heater, etc.
- Automotive : Power supply for car stereo and air conditioner.

ORDERING INFORMATION

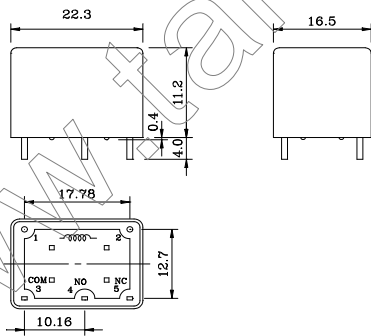


DIMENSION (unit:mm)

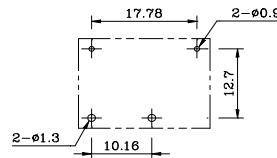
DRILLING (unit:mm)

WIRING DIAGRAM

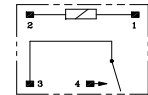
1 Form A



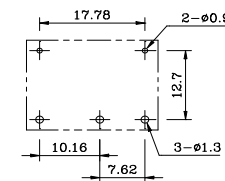
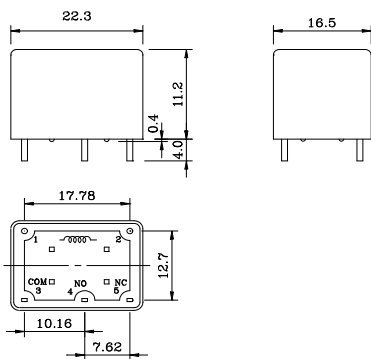
PC BOARD PATTERN (Bottom View)



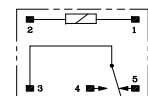
SCHEMATIC (Bottom View)



1 Form C



Tolerance : ± 0.1



COIL DATA CHART (AT20°C)

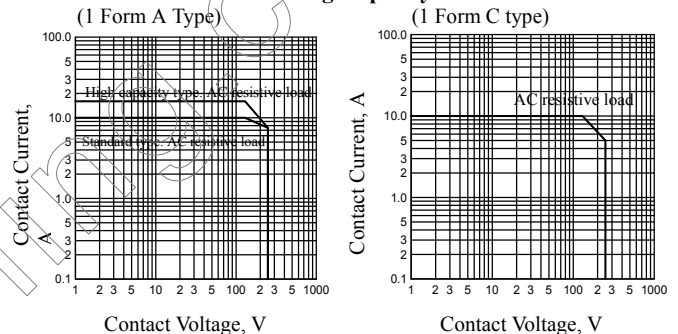
Coil Sensitivity	Coil Voltage Code	Nominal Voltage (VDC)	Nominal Current (mA)	Coil Resistance (Ω) $\pm 10\%$	Power Consumption (W)	Pull-In Voltage (VDC)	Drop-Out Voltage (VDC)	Max-Allowable Voltage (VDC)
1 Form A (Standard & High capacity type)	05	05	40	125	abt. 0.2W	80% Max.	5% Min.	150%
	06	06	33.3	180				
	09	09	22.2	405				
	12	12	16.7	720				
	18	18	11.1	1620				
	24	24	8.3	2880				
	48	48	4.2	9200	0.25W			
	100	100	6.0	16600	abt. 0.6W	48% Max.	3% Min.	110%
1 Form C	05	05	90.1	55.5	abt. 0.45W	80% Max.	5% Min.	130%
	06	06	75.0	80				
	09	09	50.0	180				
	12	12	37.5	320				
	18	18	25.0	720				
	24	24	18.8	1280				
	48	48	9.4	5120	abt. 0.6W			
	100	100	6.0	16600	abt. 0.6W			

CONTACT RATING

Item	Type	TRV		
		FORM A	FORM C	
Contact Capacity		16A 125VAC	16A 125VAC	15A 125VAC
Resistive Load $\cos\Phi=1$		16A 250VAC	16A 250VAC	15A 250VAC
		16A 30VDC	16A 30VDC	12A 30VDC
Rated Carrying Current		16A	16A	12A
Max. Allowable Voltage		250VAC, 110VDC		
Max. Allowable Current		16A	16A	12A
Max. Allowable Power Force		2000VA	2000VA	1875VA
		480W	480W	360W
Referenced Min. Applicable Load		5VDC, 100mA		
Contact Material		Ag Alloy		

REFERENCE DATA

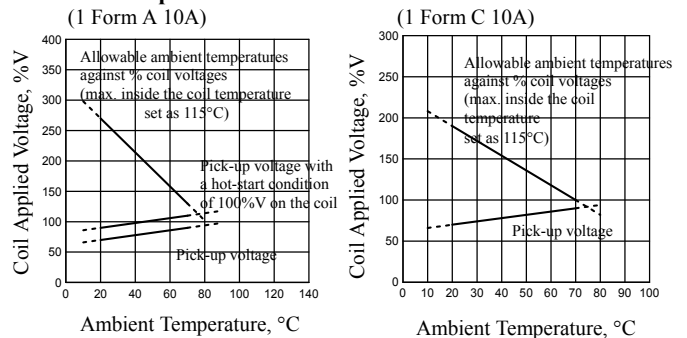
Maximum Value for Switching Capacity



PERFORMANCE (at initial value)

Item	Type	TRV
Contact Resistance		100m Ω Max. (6VDC, 1A)
Operation Time		10msec Max.
Release Time		4msec Max.
Dielectric Strength	Between coil & contact	1500VAC 50/60Hz (1 minute)
	Between contacts	750VAC
Insulation Resistance		100 M Ω Min. (500VDC)
Max. ON/OFF Switching	Mechanically	300 operation/min
	Electrically	30 operation/min
Operating Ambient Temperature		-40°C to +70°C (No condensation)
Operating Humidity		45 to 80% RH
Coil Temperature Rise		30 deg. Max. (at rated coil voltage)
Vibration Endurance Error Operation		10 to 55Hz Double Amplitude 1.6mm
		10 to 55Hz Double Amplitude 1.6mm
Shock Endurance Error Operation		100G Min.
		10G Min.
Life Expectancy	Mechanically	5×10^6
	Electrically	10×10^4
(DC 12V motor, 6A steady current, 20A lock current) (AC 250V 10A N/C 16A N/C)		3×10^4
Weight		abt. 10grs.
UL File No.		E156521
TUV File No.		R9754077

Ambient Temperature Characteristics



Operation/Release Time

