

MAIN FEATURES

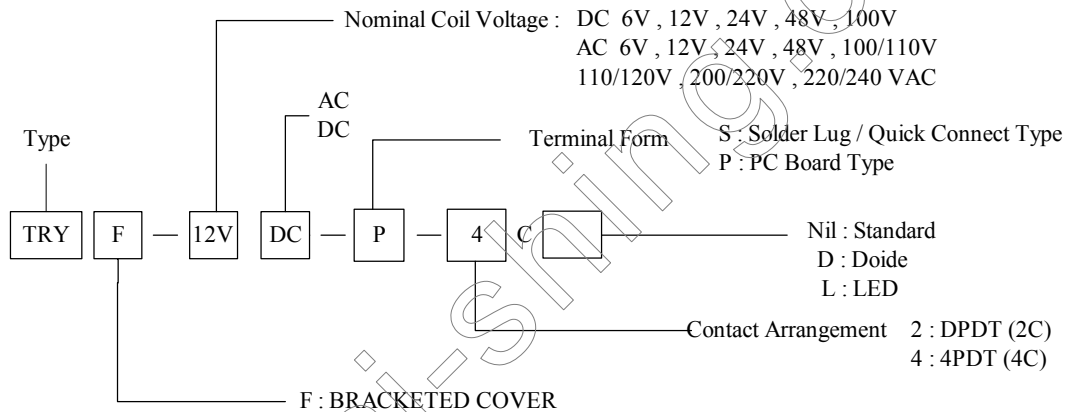
- Long life and high reliability
- Strong construction for vibration and shock
- Approximately thousands for kinds are available depending on the combination of terminals, covers, contact ratings, coil etc.
- Molded material : All UL 94V-0



APPLICATIONS

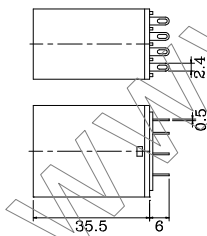
- Power station control equipments
- Transportations
- Refrigerators
- Coil operated machines
- Office machines
- Building control equipments
- Medical equipments
- Amusement devices, etc.

ORDERING INFORMATION

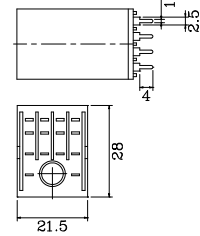


DIMENSION (unit:mm)

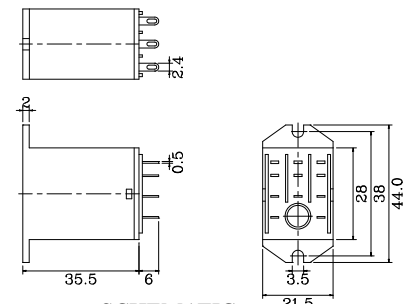
Standard Cover Type



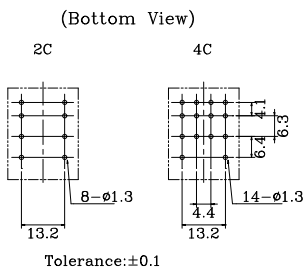
PC.B Terminal Type



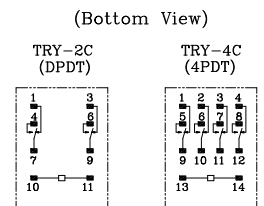
Bracketed Cover Type



PC BOARD PATTERN



SCHEMATIC



■ COIL DATA CHART (AT20°C)

Nominal voltage	Pick-Up voltage	Drop-out voltage	Nominal current	Coil resistance	Power consumption	Max. allowable voltage
AC Type (at 20°C)						
VAC	VAC(Max.)	VAC(Min.)	mA(+15%,-20%)	Ω (±10%)		(VAC)
6	4.8	1.8	183	11.5	Approx.1.0-1.2VA	110% of nominal voltage
12	9.6	3.6	91	46		
24	19.2	7.2	46	184		
48	38.4	14.4	22	735	Approx.0.9-1.1VA	110% of nominal voltage
120	96	36	9.6	4550±15%		
220/240	192	72	5.0	14400±15%		
DC Type (at 20°C)						
VDC	VDC(Max.)	VDC(Min.)	mA(±10%)	Ω (±10%)		(VDC)
6	4.8	0.6	150	40	Approx.0.9W	110% of nominal voltage
12	9.6	1.2	75	160		
24	19.2	2.4	36.9	650		
48	38.4	4.8	18.5	2600		
100/110	80/88	10/11	9.1/10	11000		

■ CONTACT RATING

Item	Arrangement	DPDT(2C)	TRY-4
		TRY-2C	4PDT(4C)
Contact Capacity		7A 250VAC	5A 250VAC
Resistive load cos φ =1		7A 30VDC	5A 30VDC
Inductive load cos φ =0.4		3A 240VAC 3A 30VDC	3A 240VAC 3A 30VDC
Carrying current		7A	5A
Max. switching voltage		250VAC, 125VDC	
Max. switching current		7A	5A
Max. switching power		1750VA, 210W	1250VA, 150W
Min. permissible load		5VDC 100mA	5VDC 100mA
Contact material		Ag alloy	Gold plated Ag alloy

■ PERFORMANCE (at initial value)

Contact Resistance	Max. 100mΩ
Operation time (at nominal voltage)	Max. 20msec
Release time (at nominal voltage)	Max. 20msec
Operating frequency	20ops/minute
Insulation resistance	Min. 100MΩ (at 500VDC)
Vibration resistance	Functional : 6G 10 to 55 Hz, at double amplitude of 1mm Destructive : 12G 10 to 55 Hz, at double amplitude of 2mm
Shock resistance	Functional : Min, 20G Destructive : Min, 100G
Dielectric strength	1500VAC. for 1minute between coil and contact. 750VAC. for 1minute between contact sets. 750VAC. for 1minute between open contacts.
Ambient temperature	-40 to +70°C
Humidity	40 to 85% RH
Life expectancy	Mechanical : 1110 ⁷ operations Electrical : 2110 ⁵ operations (at rated load)
Weight	abt 35grs.
UL File NO	E156521