

PHILIPS

Xitanium

LED driver



Datasheet

Xitanium LED drivers – linear LV isolated

Xitanium 40W 0.35A 115V 230V

Optimizing Performance

Xitanium LED drivers are designed to operate LED solutions for general lighting applications such as linear lighting in offices, public buildings as well as industrial and retail environments. Xitanium LED drivers with single current output offer industry leading performance and reliability at optimized cost. They are ideal for high volume applications while delivering to specific requirements. These drivers offer the same level of performance as Xitanium adjustable-current linear drivers to ensure high quality of light but, with a specific current setting. In addition, the isolated drivers offer ease of design-in and simpler approbation process.

Xitanium LED drivers are based on Philips experience and knowledge from conventional fluorescent technology. The reliability of the LED solution is further enhanced by specific features that protect the connected LED module, such as reduced ripple current.

Benefits

- High reliability underpinned by 5 year warranty
- Assurance of camera and scanner -friendly performance
- Optimized performance at specific output current setting
- Enable simple approbation process to luminaires

Features

- Low output current tolerance
- Long lifetime 50,000 hours lifetime at T_c max 75°C
- Low ripple output current (4%)

Applications

- Offices and industry
- For luminaires of protection Class I or II

Electrical input data

Specification item	Value	Unit	Condition
Nominal input voltage	220...240	V _{ac}	
Nominal input frequency	50...60	Hz	
Nominal input current	0.22	A	@230V @ full load
Input voltage	230	V _{ac}	full load
Nominal input power	46	W	@230V @ full load
Power factor	≥ 0.9		
Total harmonic distortion	≤ 15	%	
Efficiency	85	%	@230V @ full load
Input voltage AC	202...254	V _{ac}	Performance range
Input frequency AC	47.5...63	Hz	Maximum permissible range

Electrical output data

Specification item	Value	Unit	Condition
Regulation method	Constant Current		
Output voltage	80...115	V _{dc}	
Output voltage max.	120	V	Peak voltage at open load
Output current	0.35	A	Full output current setting
Output current tolerance	± 10	%	
Output current ripple LF	≤ 4	%	Ripple = peak / average
Output current ripple HF	≤ 30	%	
Output power	27...40	W	Full output

Electrical data controls input

Specification item	Value	Unit	Condition
Control method	Fixed		

Logistical data

Specification item	Value
Product name	Xitanium 40W 0.35A 115V 230V
Order code	
Logistic code 12NC	9290 014 02906
EAN3	
Pieces per box	50

Wiring & Connections

Specification item	Value	Unit	Condition
Input wire cross-section	0.2...1.5	mm ²	WAGO250 (3.5 mm), solid wire
	16...24	AWG	WAGO250 (3.5 mm), solid wire
Input wire strip length	8.5...9.5	mm	
Output wire cross-section	0.2...1.5	mm ²	WAGO250 (3.5 mm), solid wire
	16...24	AWG	WAGO250 (3.5 mm), solid wire
Output wire strip length	8.5...9.5	mm	
Maximum cable length	600	mm	Total length of wiring including LED module, one way

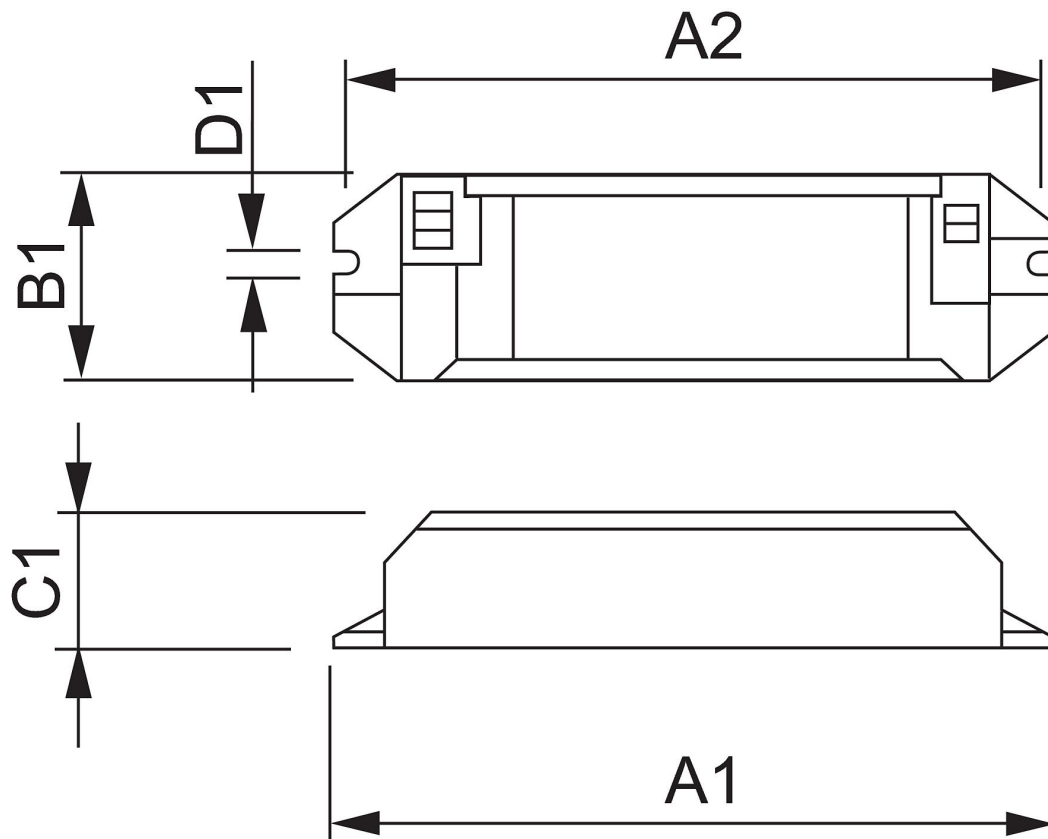


Insulation

Insulation	input	output
input		SELV
output	SELV	

Dimensions and weight

Specification item	Value	Unit	Condition
Length (A1)	211	mm	
Width (B1)	40	mm	
Height (C1)	30	mm	
Fixing hole diameter (D1)	4.2	mm	
Fixing hole distance (A2)	197	mm	
Weight	125	gram	



Operational temperatures and humidity

Specification item	Value	Unit	Condition
Ambient temperature	-20...+50	°C	
T _{case-max}	75	°C	Maximum temperature measured at T _c -point
T _{case-life}	75	°C	Measured at T _c -point
Maximum housing temperature	110	°C	In case of a failure
Relative humidity	10...90	%	Non-condensing

Storage temperature and humidity

Specification item	Value	Unit	Condition
Ambient temperature	-25...+85	°C	
Relative humidity	5...95	%	Non-condensing

Lifetime

Specification item	Value	Unit	Condition
Driver lifetime	50,000	hours	Measured temperature at T _c -point is T _{case} -life. Maximum failures = 10%

Programmable features

Specification item	Value	Remark	Condition
Set output current (AOC)	No	See Design-in guide. Default output current: ≤ 0.35 A	
LED module temperature derating (MTP)	No		
Constant Lumen Over Lifetime (CLO)	No		
DC emergency dimming (DCemDIM)	No		Current output decreased to 15%
Corridor mode	No		
Energy metering	No		
Diagnostics	No		

Features

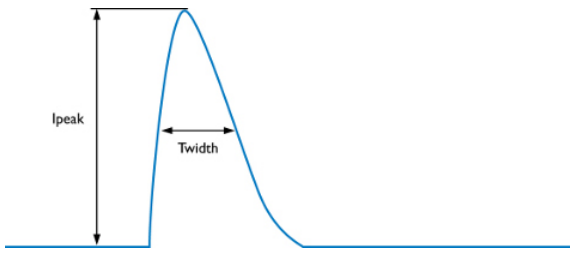
Specification item	Value	Remark	Condition
Open load protection	Yes		
Short circuit protection	Yes		Automatic recovering
Over power protection	No		
Hot wiring	No		
Suitable for fixtures with protection class	I		

Certificates and standards

Specification item	Value
Approval marks	CE / ENEC
Ingress Protection classification	20

Inrush current

Specification item	Value	Unit	Condition
Inrush current I_{peak}	16	A	Input voltage 230V
Inrush current T_{width}	202	μ s	Input voltage 230V, measured at 50% I_{peak}
Drivers / MCB 16A type B	≤ 28	pcs	



MCB	Rating	Relative number of LED drivers
B	10A	63%
B	13A	81%
B	16A	100% (stated in datasheet)
B	20A	125%
B	25A	156%
C	10A	104%
C	13A	135%
C	16A	170%
C	20A	208%
C	25A	260%

Driver touch current

Specification item	Value	Unit	Condition
Typical touch current	0.7	mA peak	Acc. IEC61347-1. LED module contribution not included

Surge immunity

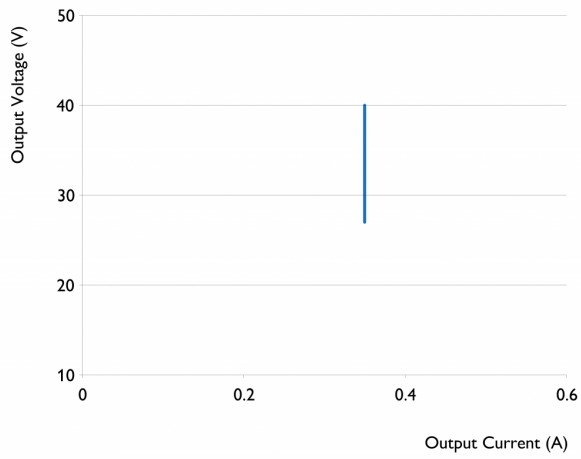
Specification item	Value	Unit	Condition
Mains surge immunity (diff. mode)	> 1	kV	
Mains surge immunity (comm. mode)	2	kV	

Additional information

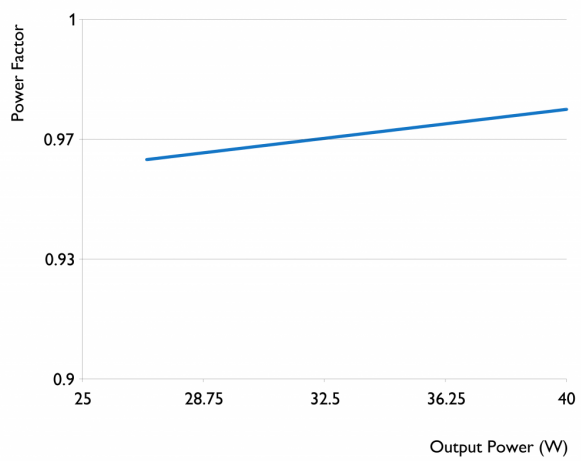
Specification item	Value	Unit	Condition
AOC	0	mA	
CLO	0	%	

Graphs

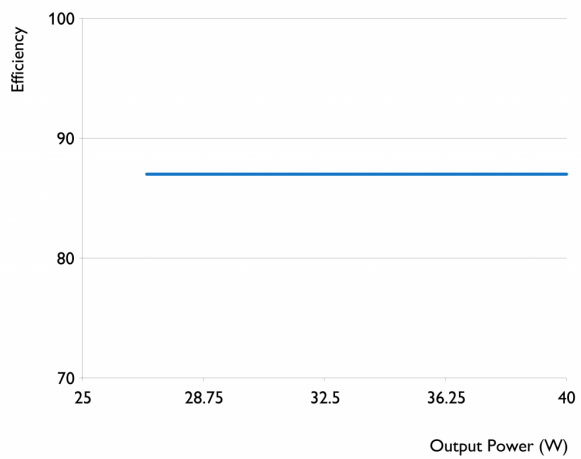
Operating window



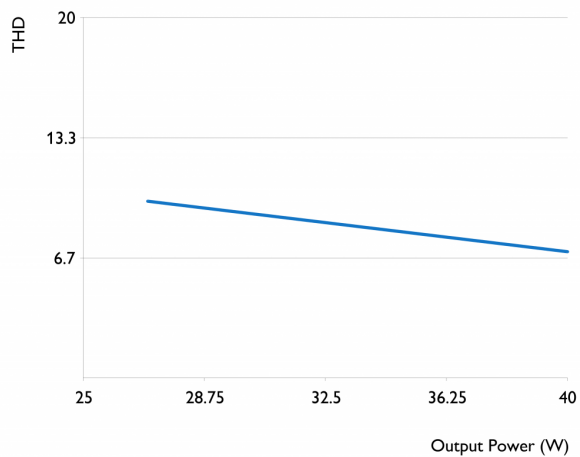
Power factor versus output power



Efficiency versus output power



THD versus output power



©2015 Koninklijke Philips Electronics N.V.

All rights reserved. Reproduction in whole or in part is prohibited without the prior written consent of the copyright owner. The information presented in this document does not form part of any quotation or contract, is believed to be accurate and reliable and may be changed without notice. No liability will be accepted by the publisher for any consequence of its use. Publication thereof does not convey nor imply any license under patent- or other industrial or intellectual property rights. Data subject to change.

Date of release: June 1, 2015

www.philips.com/xitanium