

舞台灯说明书

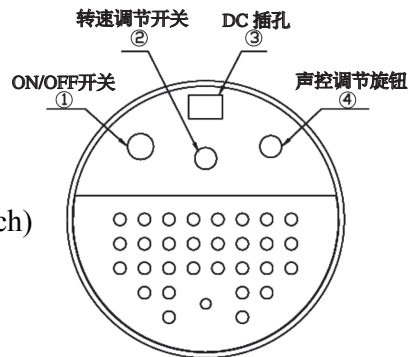
感谢您购买本公司的袖珍型满天星，这台激光灯至少能够将7中不同的图案展现在您的房间，例如：花型，动物，特殊文字，手指，五角星等。同时此机器带有声控功能，红绿激光会根据声音的有无发光或者不发光，仅此一台小机器将带给您惊人的效果与奇妙的氛围。

装箱清单:

- 1.激光灯一台
- 2.电源适配器一个
- 3.说明书
- 4.扳手一个

规格:

1. 电压: 输入 110-240V,输出 5V
2. 电流: 0.8-1.2A
3. 激光波长: 绿光 532nm(±5nm)
红光 650nm(±10nm)
4. 输出功率: 5-50mw
5. 激光等级: CLASS III B
6. 产品尺寸: 85x138(mm) 3.3x5.4(inch)
7. 净重: 276g

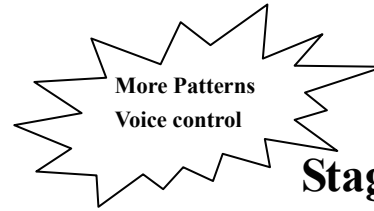


操作方法:

1. 插上电源适配器及连接 DC 插孔。
2. 按下 ON/OFF 开关，机器开始工作。
3. 转速有两档，按一下转速调节开关为慢，再按一下为快。
4. 将声控旋钮往右旋转到合适的位置直到灯灭掉，此时转化为声控模式，发出声音则灯亮。
5. 将声控旋钮扭到左端，激光灯恢复自动运行模式。
6. 建议使用时间：连续使用在 5 小时以下。

注意事项:

1. 请不要直射眼镜。
2. 请不要让小孩操作此机器。
3. 如开机不亮，请将声控旋钮扭到左端。
4. 当室内温度在 20°C 以下时，绿光在开机 10 分钟左右会正常运行。
5. 当转速处于低速档时，开机时有可能马达停滞 3-4 秒才开始工作，此为正常现象。



Stage Light Manual

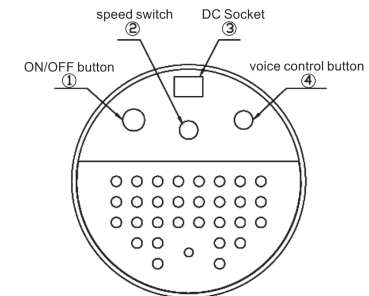
Thanks for purchasing our mini laser star projector,there are at least seven types of patterns displayed in your room, such as flower ,animal,special words,finger,Five-pointed star and so on .what's more ,the projector with voice control,the red and green laser will light and disappear according to any voice or without voice.Amazing effect and fantastic atmosphere can be made by just one piece of this projector.

Packing List:

- 1.one piece mini laser star;
- 2.one piece AC adaptor;
- 3.one piece manual ;
- 4.one piece spanner

Specification:

1. Voltage:input 110-240V,output:5V
2. Electric Current:0.8-1.2A
3. Green laser wavelength:532nm(±5nm)
Red laser wavelength:650nm(±10nm)
4. Output power:5-50mw
5. Laser Rank:CLASS III B
6. Dimension:85x138(mm) 3.3x5.4(inch)
7. N.W:276g



Operation :

- 1..Insert the adaptor into the DC Socket;
- 2.Press ON/OFF button,the projector start working ;
- 3.Two gears for the speed control switch,press once it turns slow,press again it turns fast;
- 4.To be sound mode ,just twist the voice control button to right side until the laser light off,make some voice the laser will light .
- 5.Twist the voice control button to left end it will work automatically.
- 6.Working hours recommended:less than 5 hours continual use.

Notice and Warning:

1. Please don't shot eyes directly;
2. Please don't allow children to operate this projector;
3. If the projector doesn't work when you turn on it ,please twist the voice control button to left end .
4. When the temperature indoor below 20°C , it takes about 10 mins to work normally for the green laser.
5. When set in low speed condition ,maybe the motor will stagnate about 2-3 seconds after turn on the light, this situation is normal.

规格：210x145MM