

»» Features

- 5mm slim type miniature PCB Power Relay.
- High rating 8A 277VAC.
- UL/CUL, VDE approved.
- High dielectric strength up to 4000VAC.
- Special design for interface application and Home Appliances.
- Comply with RoHS-Directive 2002/95/EC.

»» Type List

◆ Standard Type

Terminal style	Contact form	Designation (provided with)		
		Flux tight	Sealed type	Sealed type washable
PCB terminal	1A (SPNO)	882-1AH-C	882-1AH-V	882-1AH-S
		882-1AHA-C	882-1AHA-V	882-1AHA-S
	1C (SPDT)	882-1CH-C	882-1CH-V	882-1CH-S
		882-1CHA-C	882-1CHA-V	882-1CHA-S

◆ High Sensitivity Type

PCB terminal	1A (SPNO)	882N-1AH-C	882N-1AH-V	882N-1AH-S
		882N-1AHA-C	882N-1AHA-V	882N-1AHA-S
	1C (SPDT)	882N-1CH-C	882N-1CH-V	882N-1CH-S
		882N-1CHA-C	882N-1CHA-V	882N-1CHA-S

»» Ordering Information

882 N - 1C H - F - C
1 2 3 4 5 6

- | | |
|--|---|
| 1. 882 -- Basic series designation | HA -- Contact material AgSnO+ Au |
| 2. Blank -- Standard type
N -- High sensitivity type | 5. Blank -- Standard type
F -- Class F |
| 3. 1A -- Single pole normally open
1C -- Single pole double throw | 6. C -- Flux tight
V -- Sealed type
S -- Sealed type washable |
| 4. H -- Contact material AgSnO | |

»» Contact Rating

Resistive load	NC : 6A 240VAC	NO : 8A 240VAC	NC / NO : 6A/6A 240VAC
----------------	----------------	----------------	------------------------

»» Coil Rating (DC)

◆ Standard Type

Rated voltage (V)	Rated current $\pm 10\%$ at 23 °C (mA)	Coil resistance $\pm 10\%$ at 23 °C (Ω)	Max. continuous voltage at 85 °C	Pick up voltage(Max) at 23 °C	Drop out voltage(Min) at 23 °C	Power consumption at rated voltage
3	69.8	43	160 % of rated voltage	75 % of rated voltage	5 % of rated voltage	approx. 0.21W
4.5	46.6	96				
5	42	119				
9	23.3	386				
12	17.5	686				
18	11.7	1,543				
24	8.7	2,743				
48	4.4	10,971				
60	3.5	17,143				

◆ High Sensitivity Type

Rated voltage (V)	Rated current $\pm 10\%$ at 23 °C (mA)	Coil resistance $\pm 10\%$ at 23 °C (Ω)	Max. continuous voltage at 85 °C	Pick up voltage(Max) at 23 °C	Drop out voltage(Min) at 23 °C	Power consumption at rated voltage
3	56.6	53	160 % of rated voltage	75 % of rated voltage	5 % of rated voltage	approx. 0.17W
4.5	37.7	119				
5	34	147				
9	18.8	480				
12	14.2	847				
18	9.5	1,906				
24	7.1	3,388				

»» Specification

Contact material	AgSnO alloy	
Contact resistance ⁽¹⁾	100m Ω Max.	
Operate time ⁽¹⁾	10ms Max.	
Release time ⁽¹⁾	5ms Max.	
Insulation resistance ⁽¹⁾	100M Ω Min. (DC 500V)	
Dielectric strength ⁽¹⁾	Between open contact	: AC 1000V , 50/60Hz 1 min. (typ.)
	Between contact and coil	: AC 4000V , 50/60Hz 1 min.
Vibration resistance	Operating extremes	10~50Hz , amplitude 1.0 mm
	Damage limits	10~50Hz , amplitude 1.0 mm
Shock resistance	Operating extremes	10G
	Damage limits	100G

Life expectancy	Mechanical	10,000,000 operations (frequency 18,000 operations/hr)
	Electrical	10,000 operations (frequency 360 operations/hr)
Operating ambient temperature	-40~+85 °C (no freezing)	
Weight	Approx. 6 g	

Note : (1) initial value

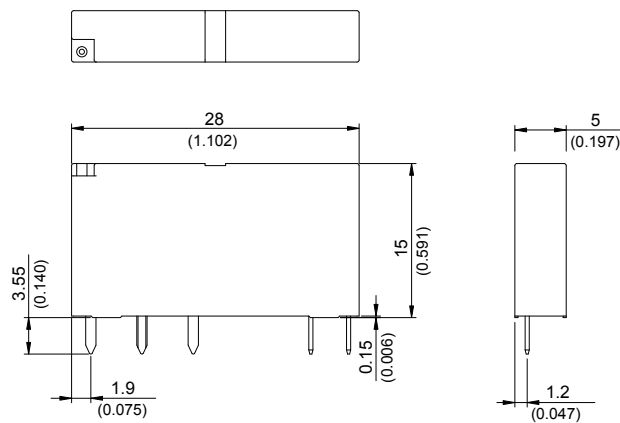
»» Safety Approval

Certified	UL / CUL	VDE
File No.	E225821	40000971

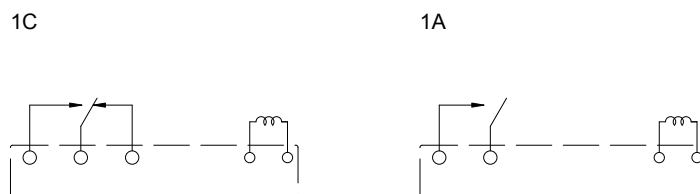
»» Safety Approval Rating

UL / CUL		VDE	
NO	NC	NO	NC
8A 277VAC / 6A 24VDC R300 / B300	6A 277VAC / 24VDC R300 / B300	8A 250VAC T85	6A 250VAC T85

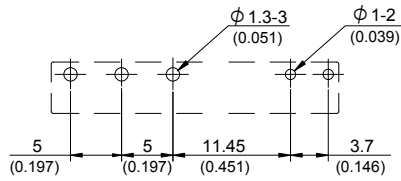
»» Outline Dimensions



»» Wiring Diagram BOTTOM VIEW



»» PC Board Layout
BOTTOM VIEW



»» Engineering Data

