



»» Features

- 10mm slim miniature PCB Power Relay.
- UL/CUL、CSA/CUS、TUV、VDE approved.
- High CTI 250 material (VDE and E version).
- High sensitivity : 200 mW & 400mW.
- High surge voltage : 3,000 V between contacts and coil.
- Comply with RoHS-Directive 2002/95/EC.

»» Type List

◆ Standard Type

Terminal style	Contact form	UL Insulation system approval	Designation (provided with)		
			Flux tight	Sealed type	Sealed type washable
PCB terminal	1A (SPNO)	-----	892-1AC-C	892-1AC-V	892-1AC-S
		F	892-1AC-F-C	892-1AC-F-V	892-1AC-F-S
		-----	892-1AH-C	892-1AH-V	892-1AH-S
		F	892-1AH-F-C	892-1AH-F-V	892-1AH-F-S
	1C (SPDT)	-----	892-1CC-C	892-1CC-V	892-1CC-S
		F	892-1CC-F-C	892-1CC-F-V	892-1CC-F-S
		-----	892-1CH-C	892-1CH-V	892-1CH-S
		F	892-1CH-F-C	892-1CH-F-V	892-1CH-F-S

◆ High Power Type

PCB terminal	1A (SPNO)	-----	892H-1AC-C	892H-1AC-V	892H-1AC-S
		F	892H-1AC-F-C	892H-1AC-F-V	892H-1AC-F-S
		-----	892H-1AH-C	892H-1AH-V	892H-1AH-S
		F	892H-1AH-F-C	892H-1AH-F-V	892H-1AH-F-S
	1C (SPDT)	-----	892H-1CC-C	892H-1CC-V	892H-1CC-S
		F	892H-1CC-F-C	892H-1CC-F-V	892H-1CC-F-S
		-----	892H-1CH-C	892H-1CH-V	892H-1CH-S
		F	892H-1CH-F-C	892H-1CH-F-V	892H-1CH-F-S

◆ High Sensitivity Type

PCB terminal	1A (SPNO)	-----	892N-1AC-C	892N-1AC-V	892N-1AC-S
		F	892N-1AC-F-C	892N-1AC-F-V	892N-1AC-F-S
		-----	892N-1AH-C	892N-1AH-V	892N-1AH-S
		F	892N-1AH-F-C	892N-1AH-F-V	892N-1AH-F-S
	1C (SPDT)	-----	892N-1CC-C	892N-1CC-V	892N-1CC-S
		F	892N-1CC-F-C	892N-1CC-F-V	892N-1CC-F-S
		-----	892N-1CH-C	892N-1CH-V	892N-1CH-S
		F	892N-1CH-F-C	892N-1CH-F-V	892N-1CH-F-S



Ordering Information

892 H N - 1AC - F - C E
 1 2 3 4 5 6 7

- | | | | |
|----------|---|----------|--|
| 1. 892 | -- Basic series designation | 1BH | -- Single pole normally closed
Contact material AgSnO |
| 2. Blank | -- Standard type | 1CH | -- Single pole double throw
Contact material AgSnO |
| H | -- High power type | | |
| 3. Blank | -- Standard type | 5. Blank | -- Standard type |
| N | -- High sensitivity type | F | -- Class F |
| 4. 1AC | -- Single pole normally open
Contact material AgNi | 6. C | -- Flux tight |
| 1BC | -- Single pole normally closed
Contact material AgNi | V | -- Sealed type |
| 1CC | -- Single pole double throw
Contact material AgNi | S | -- Sealed type washable |
| 1AH | -- Single pole normally open
Contact material AgSnO | 7. Blank | -- Standard type |
| | | E | -- CTI 250V |

Contact Rating

Type	892	892H
Resistive load	NO / NC : 5A/3A 240VAC NO / NC : 7A/3A 120VAC	NO / NC : 10A/5A 120VAC (50,000 ops.) NO / NC : 7A/5A 240VAC
Max. switching current	NO / NC : 7A/3A	NO / NC : 10A/5A
Max. switching voltage	277VAC	277VAC
Max. switching capacity	NO / NC : 1200VA/720VA	NO / NC : 1680VA/1200VA

Coil Rating (DC)

◆ Standard Type

Rated voltage (V)	Rated current ±10 % at 23 °C (mA)	Coil resistance ±10 % at 23 °C (Ω)	Max. continuous voltage at 85 °C	Pick up voltage(Max) at 23 °C	Drop out voltage(Min) at 23 °C	Power consumption at rated voltage
3	133.3	22.5	160 % of rated voltage	80 % of rated voltage (H type only)	5 % of rated voltage	approx. 0.4W
5	80	62.5				
6	66.7	90				
9	44.4	202.5				
12	33.3	360				
18	22.2	810				
24	16.7	1440				
36	11.1	3240				
48	8.3	5760				
60	6.7	9000				

◆High Sensitivity Type

Rated voltage (V)	Rated current $\pm 10\%$ at 23 °C (mA)	Coil resistance $\pm 10\%$ at 23 °C (Ω)	Max. continuous voltage at 85 °C	Pick up voltage(Max) at 23 °C	Drop out voltage(Min) at 23 °C	Power consumption at rated voltage
3	66.7	45	170 % of rated voltage	80 % of rated voltage (HN type or 1C type only)	5 % of rated voltage	approx. 0.2W
5	40.0	125				
6	33.3	180				
9	22.2	405				
12	16.7	720		75 % of rated voltage		
18	11.1	1620				
24	8.3	2880				
36	5.6	6480				

»» Specification

Contact material	AgNi / AgSnO alloy	
Contact resistance ⁽¹⁾	100m Ω Max.	
Operate time ⁽¹⁾	10ms Max.	
Release time ⁽¹⁾	5ms Max.	
Insulation resistance ⁽¹⁾	1000M Ω Min. (DC 500V)	
Dielectric strength ⁽¹⁾	Between open contact	: AC 1000V , 50/60Hz 1 min.
	Between contact and coil	: AC 4000V , 50/60Hz 1 min.
Vibration resistance	Operating extremes	10~55Hz , amplitude 1.5 mm
	Damage limit	10~55Hz , amplitude 1.5 mm
Shock resistance	Operating extremes	30G
	Damage limits	100G
Life expectancy	Mechanical	10,000,000 operations (frequency 18,000 operations/hr)
	Electrical	100,000 operations (frequency 900 operations/hr)
Operating ambient temperature	-40 °C ~ +85 °C (no freezing)	
Weight	Approx. 8g	

Note : (1) initial value

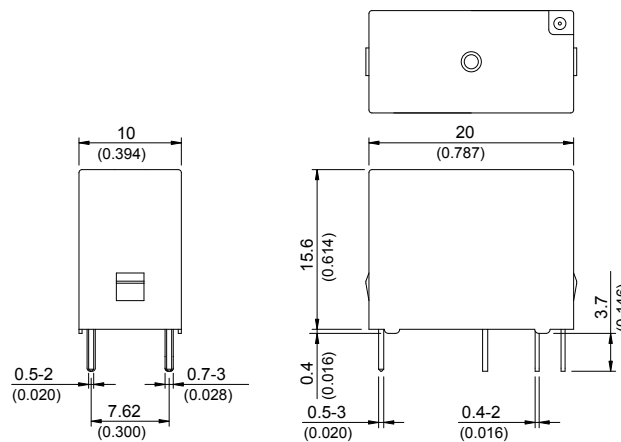
»» Safety Approval

Certified	CSA / CUS	TUV	VDE	UL / CUL
File No.	1245129	R 50006512	40006318	E88991

»» Safety Approval Rating

CSA / CUS		TUV	
892	892H	892	892H
NO : 7A 125VAC 5A 277VAC NC : 3A 125VAC 3A 277VAC	NO : 10A 125VAC 7A 277VAC TV-3 NC : 5A 125VAC 5A 277VAC	NO : 7A 120VAC 5A 240VAC NC : 3A 120VAC 3A 240VAC	NO : 10A 120VAC 7A 240VAC NC : 5A 120VAC 5A 240VAC
VDE		UL /CUL	
892	892H	892	892H
NO : 5A 250VAC T85 NC : 3A 250VAC T85	NO : 7A 250VAC T85 NC : 5A 250VAC T85	NO : 7A 125VAC 5A 277VAC 1/10HP 125VAC 1/6HP 277VAC NC : 3A 125VAC 3A 277VAC	NO : 10A 125VAC 7A 277VAC NC : 5A 125VAC 5A 277VAC NO/NC : 4FLA/4LRA 120VAC

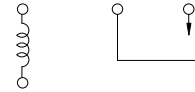
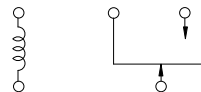
»» Outline Dimensions



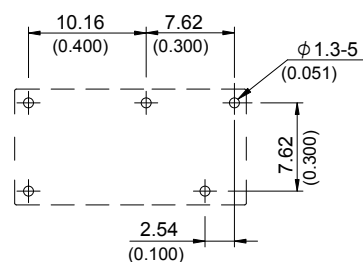
»» Wiring Diagram BOTTOM VIEW

1C

1A



»» PC Board Layout BOTTOM VIEW



»» Engineering Data

