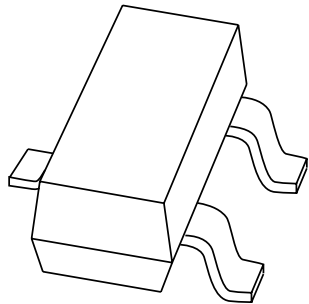


DATA SHEET



BAV70

High-speed double diode

Product specification
Supersedes data of 2001 Oct 11

2002 Apr 03

High-speed double diode

BAV70

FEATURES

- Small plastic SMD package
- High switching speed: max. 4 ns
- Continuous reverse voltage: max. 75 V
- Repetitive peak reverse voltage: max. 85 V
- Repetitive peak forward current: max. 450 mA.

APPLICATIONS

- High-speed switching in thick and thin-film circuits.

DESCRIPTION

The BAV70 consists of two high-speed switching diodes with common cathodes, fabricated in planar technology, and encapsulated in the small SOT23 plastic SMD package.

MARKING

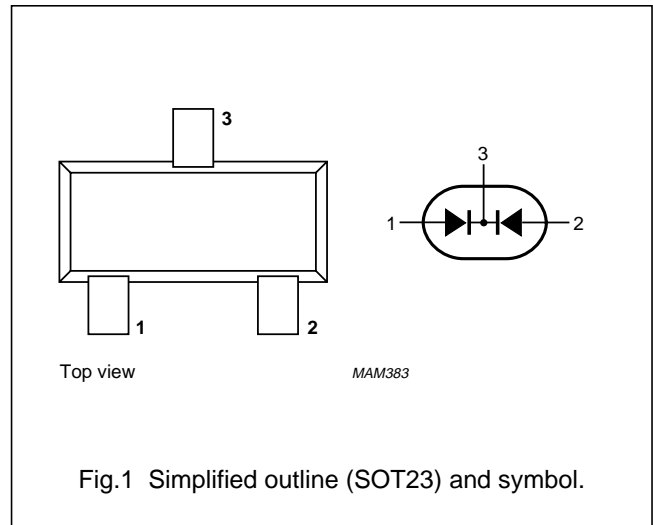
| TYPE NUMBER | MARKING CODE ⁽¹⁾ |
|-------------|-----------------------------|
| BAV70 | A4* |

Note

1. * = p: Made in Hong Kong.
 * = t: Made in Malaysia.
 * = W: Made in China.

PINNING

| PIN | DESCRIPTION |
|-----|----------------|
| 1 | anode (a1) |
| 2 | anode (a2) |
| 3 | common cathode |



High-speed double diode

BAV70

LIMITING VALUES

In accordance with the Absolute Maximum Rating System (IEC 60134).

| SYMBOL | PARAMETER | CONDITIONS | MIN. | MAX. | UNIT |
|------------------|-------------------------------------|--|------|------|------|
| Per diode | | | | | |
| V_{RRM} | repetitive peak reverse voltage | | – | 85 | V |
| V_R | continuous reverse voltage | | – | 75 | V |
| I_F | continuous forward current | single diode loaded; note 1; see Fig.2 | – | 215 | mA |
| | | double diode loaded; note 1; see Fig.2 | – | 125 | mA |
| I_{FRM} | repetitive peak forward current | | – | 450 | mA |
| I_{FSM} | non-repetitive peak forward current | square wave; $T_j = 25\text{ °C}$ prior to surge; see Fig.4 | | | |
| | | $t = 1\ \mu\text{s}$ | – | 4 | A |
| | | $t = 1\ \text{ms}$ | – | 1 | A |
| | | $t = 1\ \text{s}$ | – | 0.5 | A |
| P_{tot} | total power dissipation | $T_{amb} = 25\text{ °C}$; note 1 | – | 250 | mW |
| T_{stg} | storage temperature | | –65 | +150 | °C |
| T_j | junction temperature | | – | 150 | °C |

Note

1. Device mounted on an FR4 printed-circuit board.

High-speed double diode

BAV70

ELECTRICAL CHARACTERISTICS $T_j = 25\text{ °C}$ unless otherwise specified.

| SYMBOL | PARAMETER | CONDITIONS | MAX. | UNIT |
|------------------|--------------------------|---|-------------------------|---|
| Per diode | | | | |
| V_F | forward voltage | see Fig.0 $I_F = 1\text{ mA}$ $I_F = 10\text{ mA}$ $I_F = 50\text{ mA}$ $I_F = 150\text{ mA}$ | 715 855 1 1.25 | mV mV V V |
| I_R | reverse current | see Fig.5 $V_R = 25\text{ V}$ $V_R = 75\text{ V}$ $V_R = 25\text{ V}; T_j = 150\text{ °C}$ $V_R = 75\text{ V}; T_j = 150\text{ °C}$ | 30 2.5 60 100 | nA μA μA μA |
| C_d | diode capacitance | $f = 1\text{ MHz}; V_R = 0$; see Fig.6 | 1.5 | pF |
| t_{rr} | reverse recovery time | when switched from $I_F = 10\text{ mA}$ to $I_R = 10\text{ mA}$; $R_L = 100\ \Omega$; measured at $I_R = 1\text{ mA}$; see Fig.7 | 4 | ns |
| V_{fr} | forward recovery voltage | when switched from $I_F = 10\text{ mA}$; $t_r = 20\text{ ns}$; see Fig.8 | 1.75 | V |

THERMAL CHARACTERISTICS

| SYMBOL | PARAMETER | CONDITIONS | VALUE | UNIT |
|----------------|---|------------|-------|------|
| $R_{th\ j-tp}$ | thermal resistance from junction to tie-point | | 360 | K/W |
| $R_{th\ j-a}$ | thermal resistance from junction to ambient | note 1 | 500 | K/W |

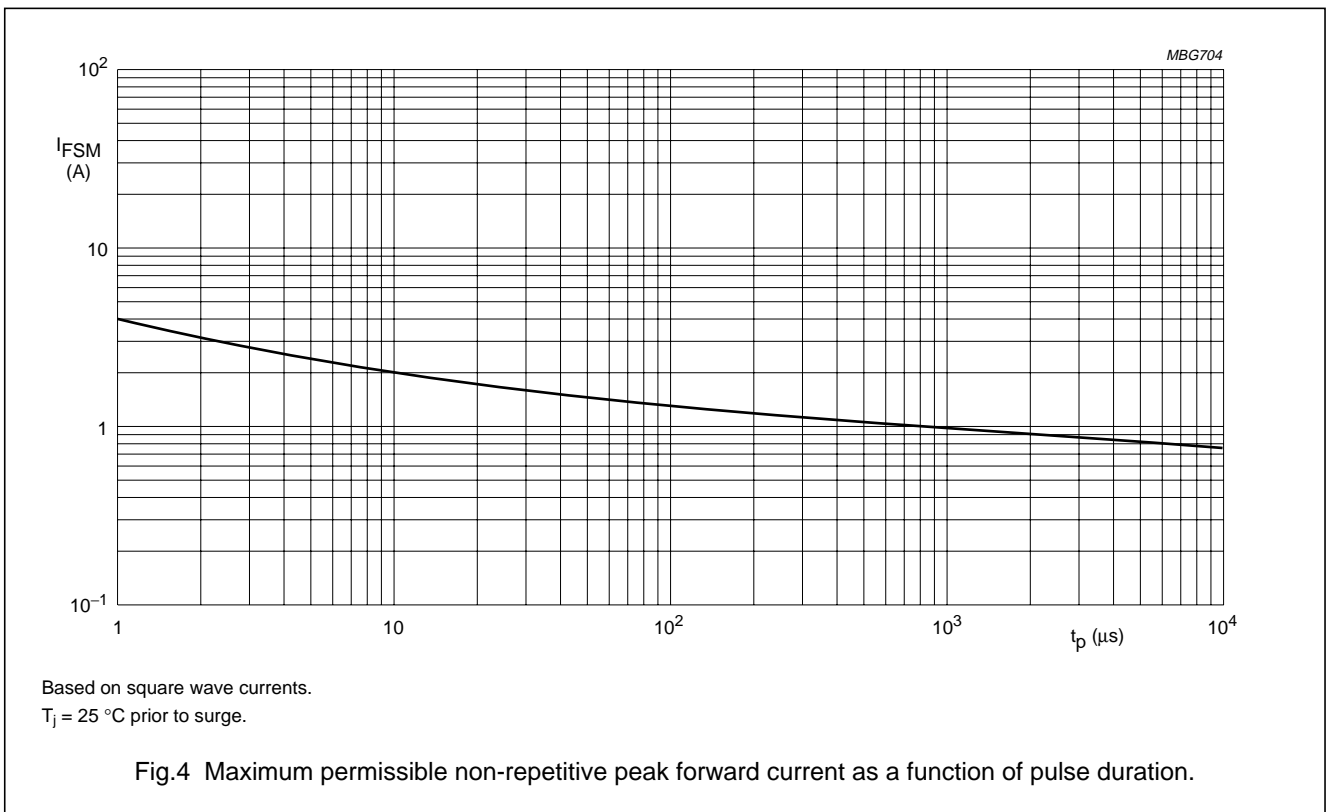
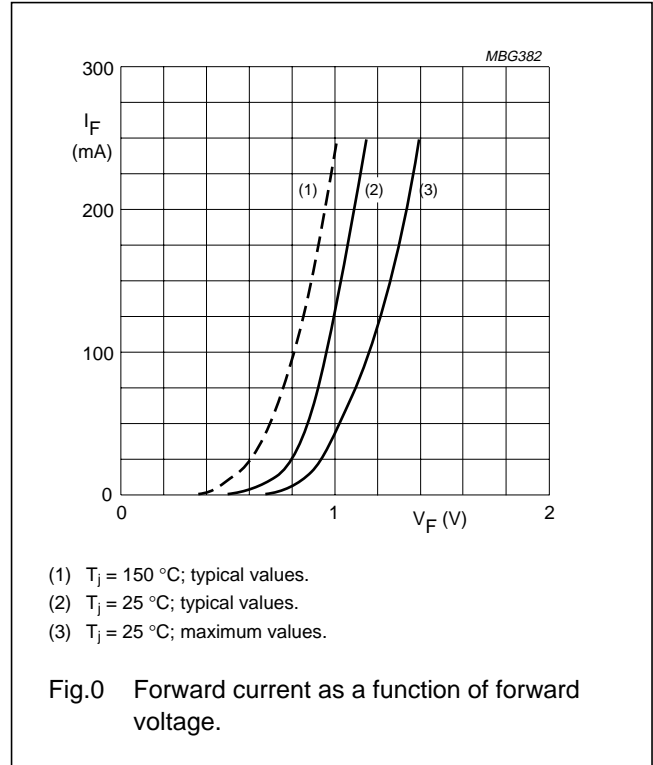
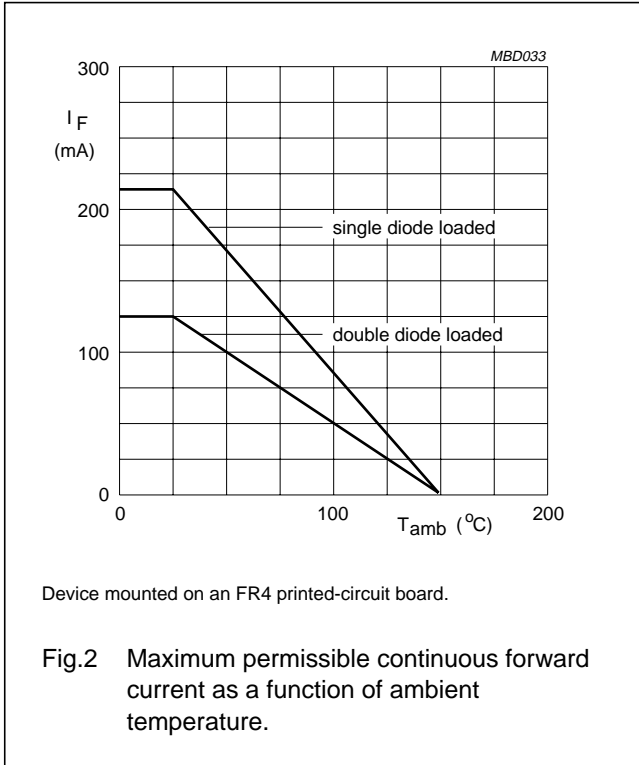
Note

1. Device mounted on an FR4 printed-circuit board.

High-speed double diode

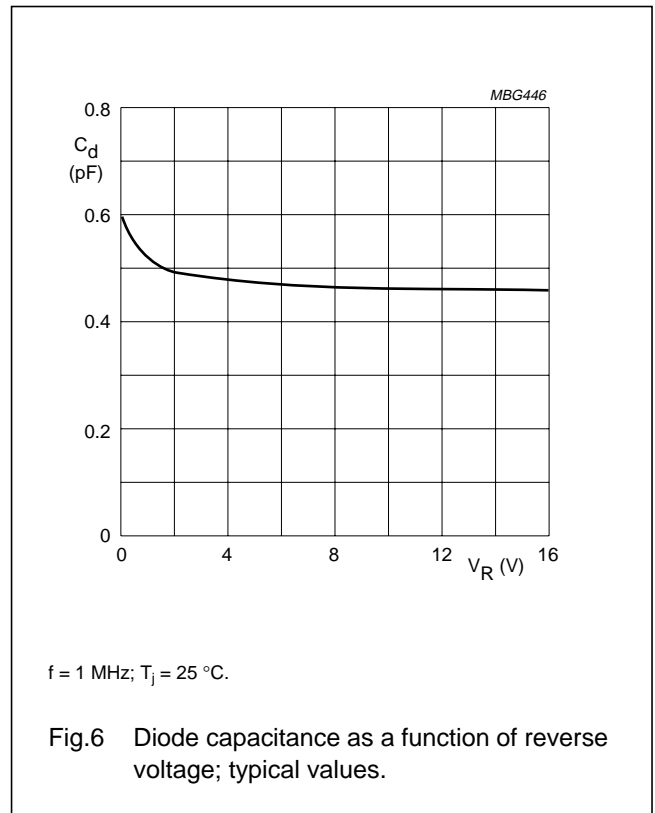
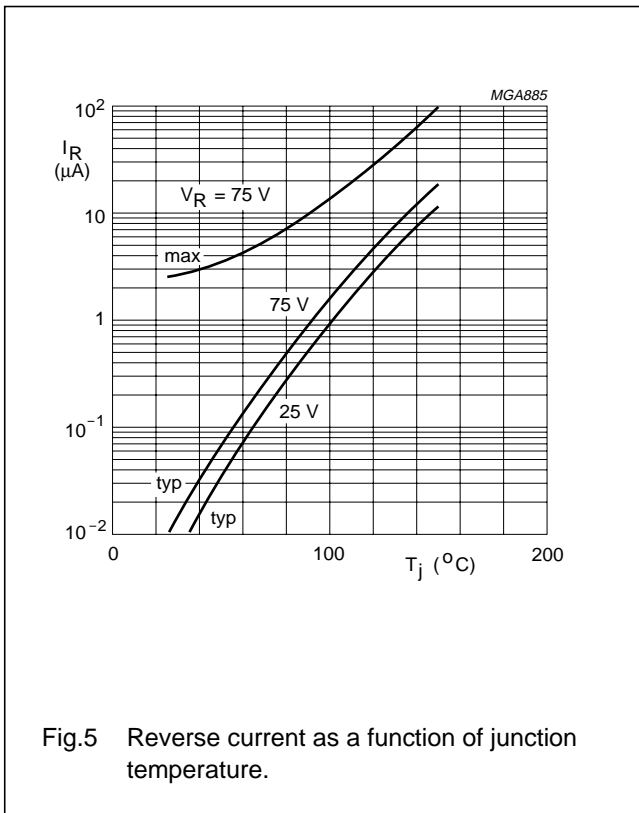
BAV70

GRAPHICAL DATA



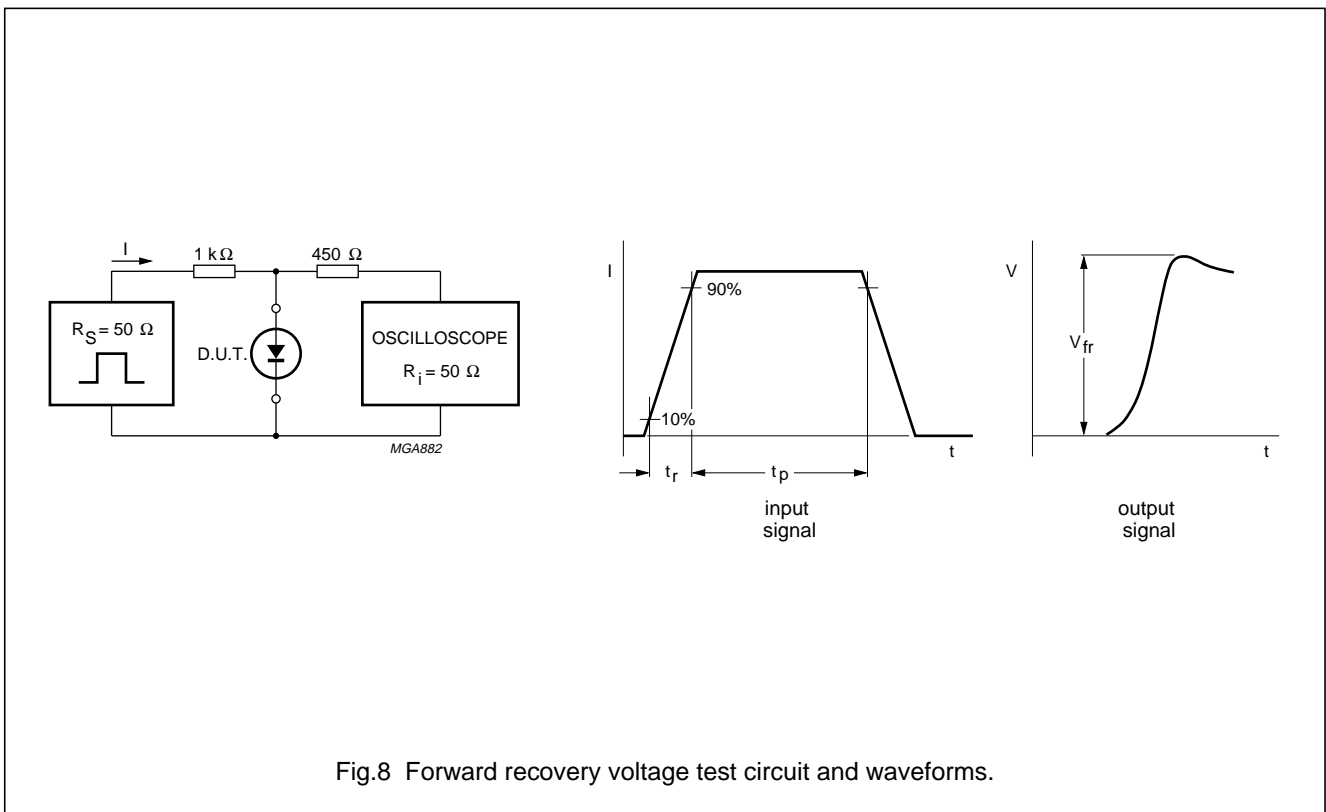
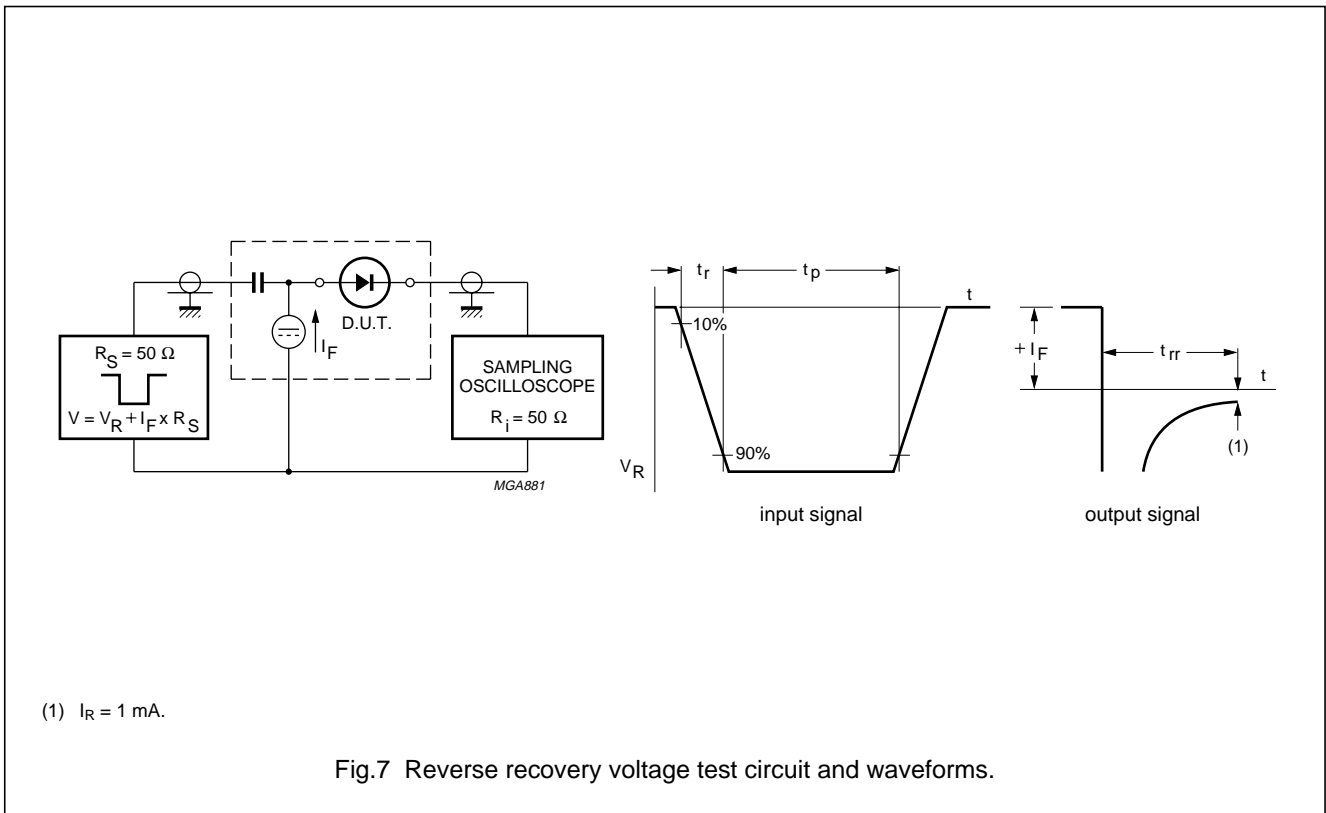
High-speed double diode

BAV70



High-speed double diode

BAV70



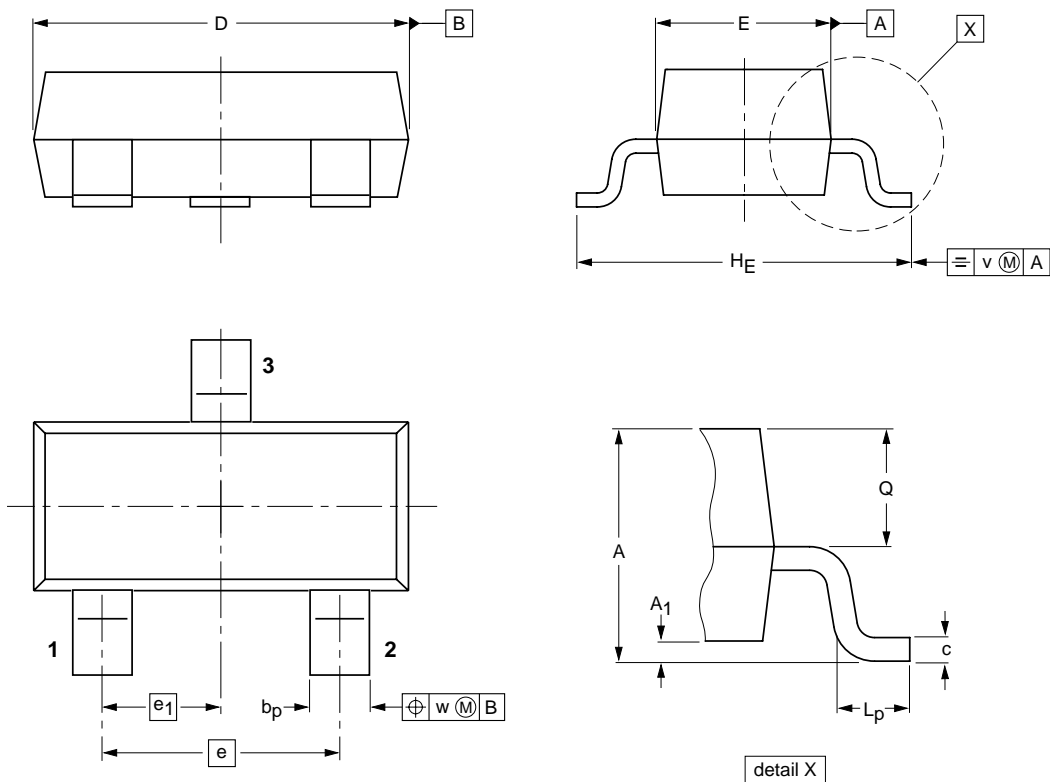
High-speed double diode

BAV70

PACKAGE OUTLINE

Plastic surface mounted package; 3 leads

SOT23



DIMENSIONS (mm are the original dimensions)

| UNIT | A | A ₁ max. | b _p | c | D | E | e | e ₁ | H _E | L _p | Q | v | w |
|------|------------|------------------------|----------------|--------------|------------|------------|-----|----------------|----------------|----------------|--------------|-----|-----|
| mm | 1.1 0.9 | 0.1 | 0.48 0.38 | 0.15 0.09 | 3.0 2.8 | 1.4 1.2 | 1.9 | 0.95 | 2.5 2.1 | 0.45 0.15 | 0.55 0.45 | 0.2 | 0.1 |

| OUTLINE VERSION | REFERENCES | | | EUROPEAN PROJECTION | ISSUE DATE |
|-----------------|------------|----------|------|---------------------|----------------------|
| | IEC | JEDEC | EIAJ | | |
| SOT23 | | TO-236AB | | | 97-02-28 99-09-13 |

High-speed double diode

BAV70

DATA SHEET STATUS

| DATA SHEET STATUS ⁽¹⁾ | PRODUCT STATUS ⁽²⁾ | DEFINITIONS |
|----------------------------------|-------------------------------|--|
| Objective data | Development | This data sheet contains data from the objective specification for product development. Philips Semiconductors reserves the right to change the specification in any manner without notice. |
| Preliminary data | Qualification | This data sheet contains data from the preliminary specification. Supplementary data will be published at a later date. Philips Semiconductors reserves the right to change the specification without notice, in order to improve the design and supply the best possible product. |
| Product data | Production | This data sheet contains data from the product specification. Philips Semiconductors reserves the right to make changes at any time in order to improve the design, manufacturing and supply. Changes will be communicated according to the Customer Product/Process Change Notification (CPCN) procedure SNW-SQ-650A. |

Notes

1. Please consult the most recently issued data sheet before initiating or completing a design.
2. The product status of the device(s) described in this data sheet may have changed since this data sheet was published. The latest information is available on the Internet at URL <http://www.semiconductors.philips.com>.

DEFINITIONS

Short-form specification — The data in a short-form specification is extracted from a full data sheet with the same type number and title. For detailed information see the relevant data sheet or data handbook.

Limiting values definition — Limiting values given are in accordance with the Absolute Maximum Rating System (IEC 60134). Stress above one or more of the limiting values may cause permanent damage to the device. These are stress ratings only and operation of the device at these or at any other conditions above those given in the Characteristics sections of the specification is not implied. Exposure to limiting values for extended periods may affect device reliability.

Application information — Applications that are described herein for any of these products are for illustrative purposes only. Philips Semiconductors make no representation or warranty that such applications will be suitable for the specified use without further testing or modification.

DISCLAIMERS

Life support applications — These products are not designed for use in life support appliances, devices, or systems where malfunction of these products can reasonably be expected to result in personal injury. Philips Semiconductors customers using or selling these products for use in such applications do so at their own risk and agree to fully indemnify Philips Semiconductors for any damages resulting from such application.

Right to make changes — Philips Semiconductors reserves the right to make changes, without notice, in the products, including circuits, standard cells, and/or software, described or contained herein in order to improve design and/or performance. Philips Semiconductors assumes no responsibility or liability for the use of any of these products, conveys no licence or title under any patent, copyright, or mask work right to these products, and makes no representations or warranties that these products are free from patent, copyright, or mask work right infringement, unless otherwise specified.

High-speed double diode

BAV70

NOTES

High-speed double diode

BAV70

NOTES

Philips Semiconductors – a worldwide company

Contact information

For additional information please visit <http://www.semiconductors.philips.com>. Fax: +31 40 27 24825

For sales offices addresses send e-mail to: sales.addresses@www.semiconductors.philips.com.

© Koninklijke Philips Electronics N.V. 2002

SCA74

All rights are reserved. Reproduction in whole or in part is prohibited without the prior written consent of the copyright owner.

The information presented in this document does not form part of any quotation or contract, is believed to be accurate and reliable and may be changed without notice. No liability will be accepted by the publisher for any consequence of its use. Publication thereof does not convey nor imply any license under patent- or other industrial or intellectual property rights.

Printed in The Netherlands

613514/06/pp12

Date of release: 2002 Apr 03

Document order number: 9397 750 09508

Let's make things better.

**Philips
Semiconductors**



PHILIPS