



# BRIGHT LED ELECTRONICS CORP.

Total Page: 5  
 Page: 1  
 Revision: 1.1

● Device Number : BIR-BN07J4G

Sheet Date	1	2	3	4	5							Contents
2002.02.25	1.0	1.0	1.0	1.0	1.0							Initial Released
2003.04.07	1.1	1.1	-	1.1	-							Date、Tsol、Vf、Ee、Ie、 2θ 1/2、Fig.3

Total Page	5																		
------------	---	--	--	--	--	--	--	--	--	--	--	--	--	--	--	--	--	--	--

**佰鴻工業股份有限公司**  
 BRIGHT LED ELECTRONICS CORP.  
 台北縣板橋市和平路 19 號 3 樓  
 3F., No. 19, Ho Ping Road, Pan Chiao City,  
 Taipei, Taiwan, R. O. C.  
 Tel: 886-2-29591090  
 Fax: 886-2-29547006/29558809  
[www.brtled.com](http://www.brtled.com)

Approved	Drawn

# BRIGHT LED ELECTRONICS CORP.

●Device Number : BIR-BN07J4G

Page: 2

●Absolute Maximum Rating(Ta=25°C)

Version:1.1

Item	Symbol	Rating	Unit
Power Dissipation	Pd	100	mW
Forward Current	If	100	mA
Peak Forward Current(*1)	Ifp	1.0	A
Operating Temperature	Topr	-45 ~ +85	°C
Storage Temperature	Tstg	-45 ~ +100	°C
Soldering Temperature(*2)	Tsol	260	°C

(\*1)、Pulse Width=10us,10%Duty Cycle

(\*2)、For 5 Sec

●Electrical And Optical Characteristics(Ta=25°C)

Parameter	Symbol	Condition	Min.	Typ.	Max.	Unit
Forward Voltage	Vf	If=50mA	—	1.2	1.6	V
Spectral Line Half-Width	$\Delta\lambda$	If=20mA	—	50	—	nm
Radiant Power	Ee	If=50mA	1.2	5.0	—	mW/cm <sup>2</sup>
	Ie	If=50mA	8.4	33.4	—	mW/sr
Viewing Angle	2θ1/2	If=20mA	—	20	—	deg
Peak Wavelength	λp	If=20mA	—	880	—	nm
Rise Time	Tr	Ifp=20mA, Ri=1kΩ	—	200	—	ns
Fall Time	Tf		—	200	—	ns

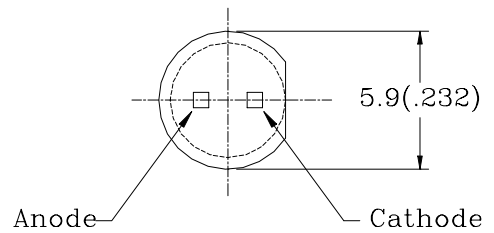
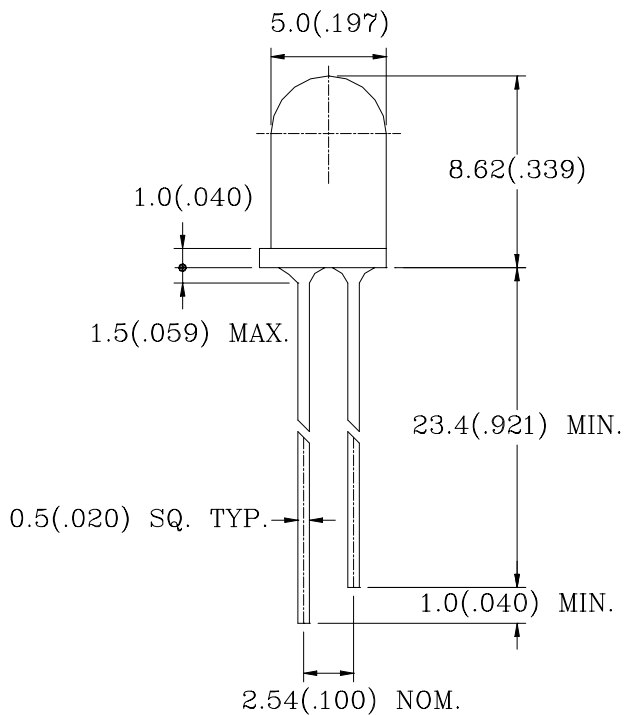
# BRIGHT LED ELECTRONICS CORP.

●Device Number: BIR-BN07J4G

Page: 3

●Dimensions

Version: 1.0



## Notes:

- 1、All dimensions are in millimeters(inches).
- 2、Tolerance is  $\pm 0.25\text{mm}(0.01'' )$  unless otherwise specified.
- 3、Lead spacing is measured where the leads emerge from the package.
- 4、Specifications are subject to change without notice.

# BRIGHT LED ELECTRONICS CORP.

● Device Number: BIR-BN07J4G

Page: 4

● Electrical And Optical Curves (Ta=25°C)

Version: 1.1

FIG.1 Spectral Distribution

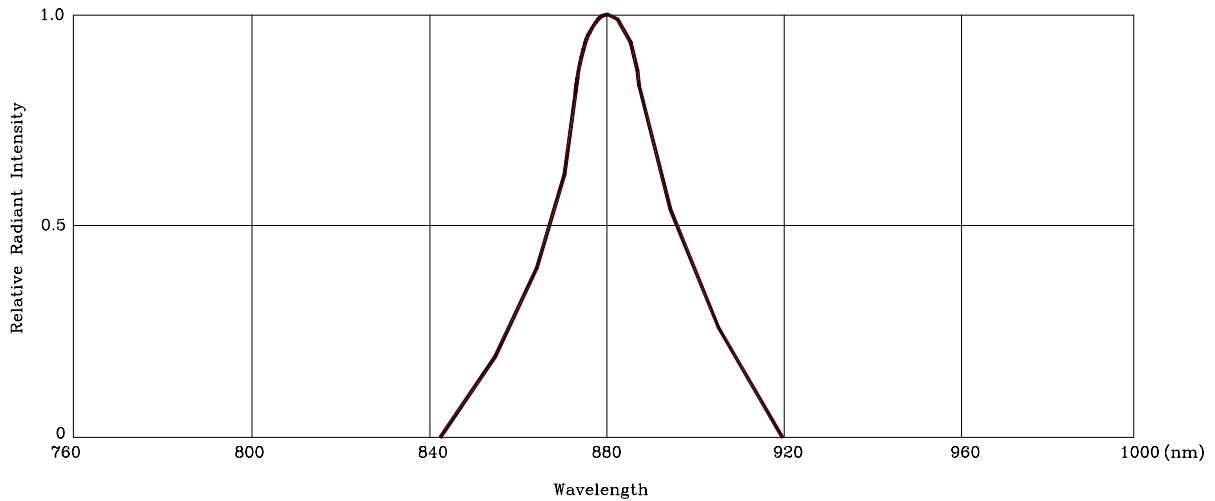


FIG.2 Forward Current Vs. Forward Voltage

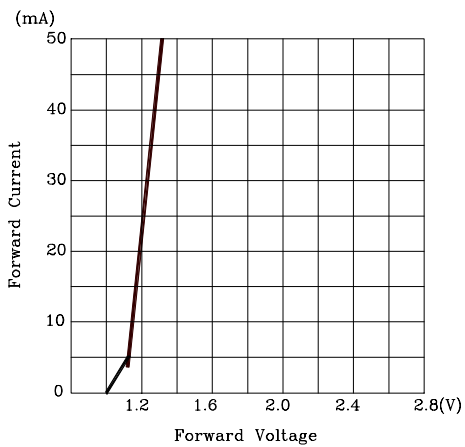


FIG.3 Relative Radiant Intensity Vs. Ambient Temperature

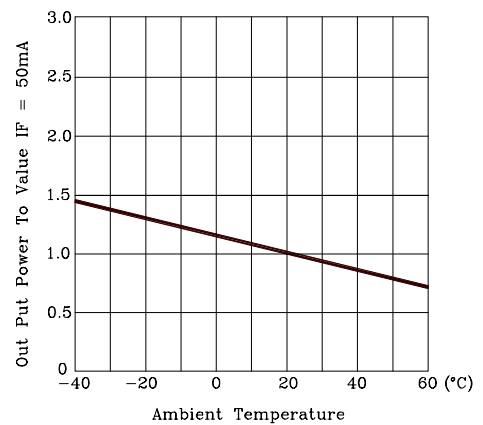


FIG.4 Relative Radiant Intensity Vs. Forward Current

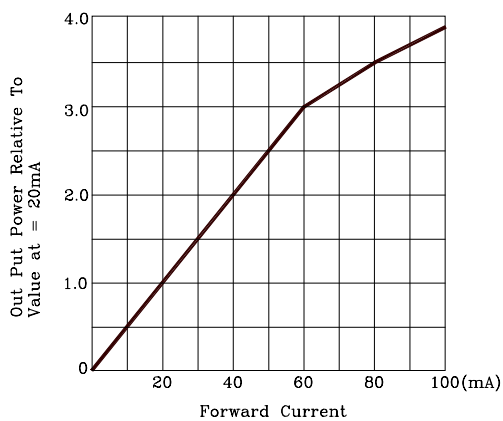
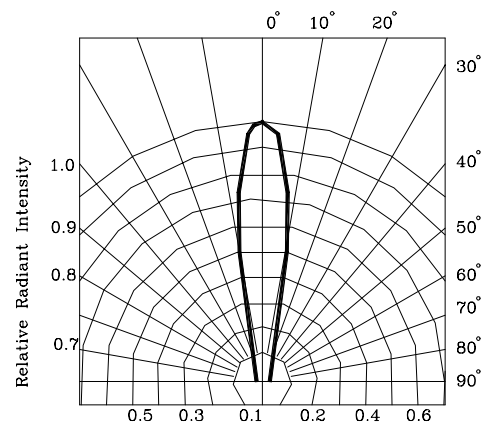


FIG.5 Radiant Diagram



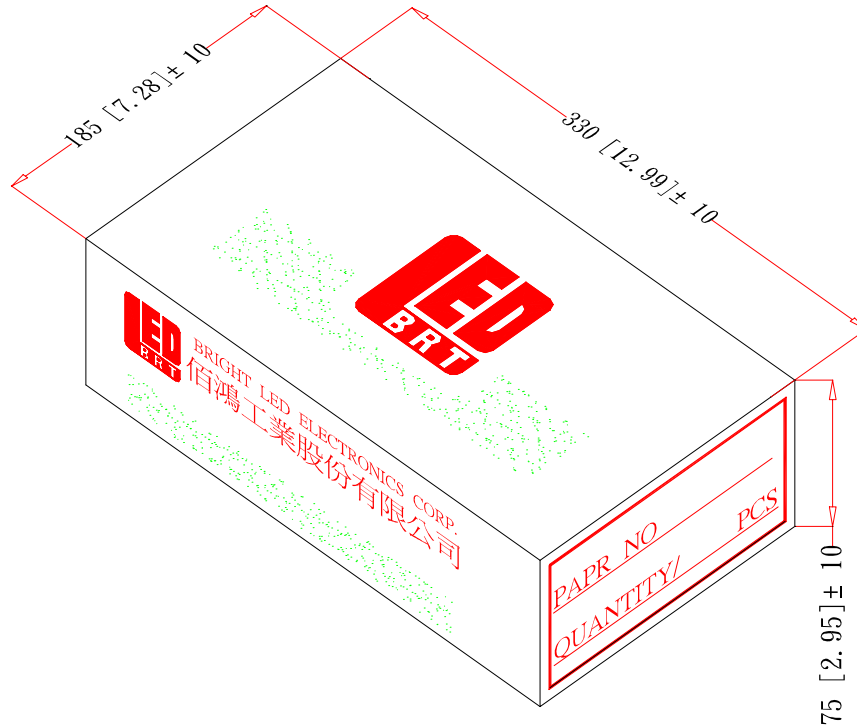
# BRIGHT LED ELECTRONICS CORP.

●Device Number: BIR-BN07J4G

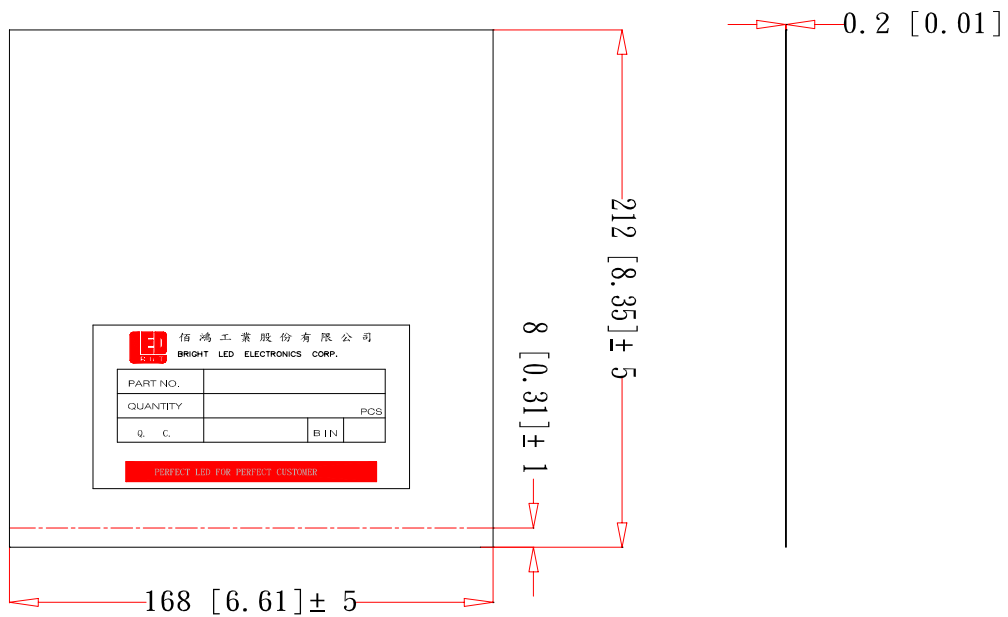
Page: 5

●Packaging Box Dimensions

Revision: 1.0



●Packaging Bag Dimensions



Notes:

- 1、500pcs per bag, 5Kpcs per box.
- 2、All dimensions are in millimeters(inches).
- 3、Specifications are subject to change without notice.