

Surface Mount Power Splitter/Combiner

BP2U1+

2 Way-0° 50Ω

1750 to 3000 MHz



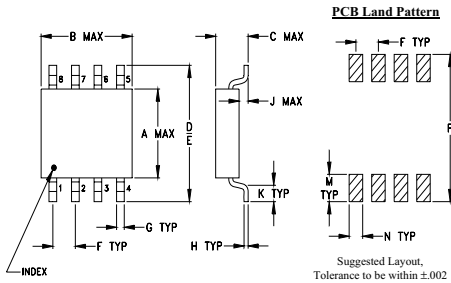
Maximum Ratings

Operating Temperature	-40°C to 85°C
Storage Temperature	-65°C to 150°C
Power Input (as a splitter)	1.5W max.
Internal Dissipation	0.75W max.

Pin Connections

SUM PORT	2
PORT 1	8
PORT 2	5
GROUND	1,3,4,6,7

Outline Drawing

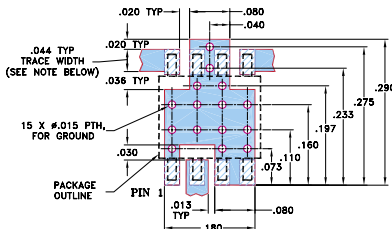


Outline Dimensions (inch/mm)

A	B	C	D	E	F	G
.163	.210	.077	.250	.220	.050	.017
4.14	5.33	1.96	6.35	5.59	1.27	0.43

H	J	K	M	N	P	wt
.009	.025	.030	.050	.030	.270	grams
0.23	0.64	0.76	1.27	0.76	6.86	0.10

Demo Board MCL P/N: TB-37 Suggested PCB Layout (PL-053)



- NOTES: 1. TRACE WIDTH IS SHOWN FOR ROGERS RO4350B WITH DIELECTRIC THICKNESS .020" ± 0.0015". COPPER: 1/2 OZ. EACH SIDE. FOR OTHER MATERIALS TRACE WIDTH MAY NEED TO BE MODIFIED.
2. BOTTOM SIDE OF THE PCB IS CONTINUOUS GROUND PLANE.
- DENOTES PCB COPPER LAYOUT WITH SMOBC (SOLDER MASK OVER BARE COPPER)
 - DENOTES COPPER LAND PATTERN FREE OF SOLDER MASK

Features

- wide bandwidth 1750-3000 MHz
- good isolation, 20 dB typ.
- good output VSWR, 1.40:1 typ.
- excellent power handling, 1.5W
- low profile
- aqueous washable

Applications

- blue tooth
- IEEE 802.11b, g

CASE STYLE: XX211
PRICE: \$0.99 ea. QTY (25)

+ RoHS compliant in accordance with EU Directive (2002/95/EC)

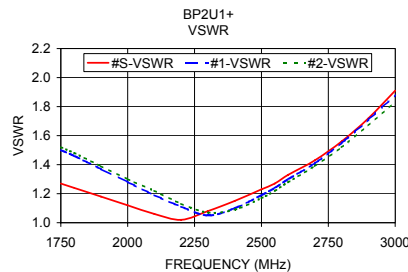
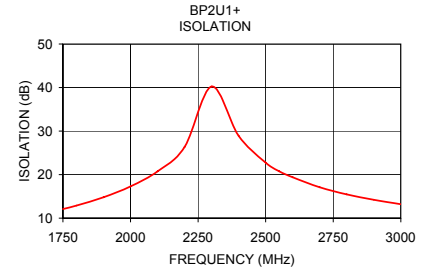
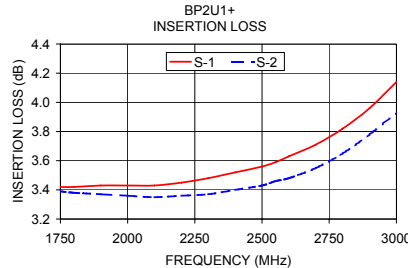
The +Suffix has been added in order to identify RoHS Compliance. See our web site for RoHS Compliance methodologies and qualifications.

Electrical Specifications

FREQ. RANGE (MHz)	ISOLATION (dB)		INSERTION LOSS (dB) ABOVE 3.0 dB		PHASE UNBALANCE (Degrees)	AMPLITUDE UNBALANCE (dB)	VSWR (:1)	
	Typ.	Min.	Typ.	Max.			S-Port Typ.	Output-Ports Typ.
1750-3000	20	10	0.5	1.6	4.0	0.4	1.60	1.40

Typical Performance Data

Frequency (MHz)	Insertion Loss (dB)		Amplitude Unbalance (dB)	Isolation (dB)	Phase Unbalance (deg.)	VSWR S	VSWR 1	VSWR 2
	S-1	S-2						
1750.00	3.42	3.39	0.04	12.10	0.48	1.27	1.50	1.52
1800.00	3.42	3.38	0.05	12.89	0.49	1.24	1.46	1.48
1900.00	3.43	3.37	0.06	14.80	0.43	1.18	1.37	1.39
2000.00	3.43	3.36	0.07	17.29	0.45	1.12	1.28	1.30
2100.00	3.43	3.35	0.08	20.75	0.41	1.06	1.19	1.22
2200.00	3.45	3.36	0.09	26.34	0.40	1.02	1.11	1.13
2300.00	3.48	3.37	0.10	40.24	0.32	1.08	1.05	1.07
2400.00	3.52	3.40	0.12	28.92	0.32	1.15	1.10	1.09
2500.00	3.56	3.43	0.13	22.75	0.23	1.23	1.19	1.17
2550.00	3.59	3.46	0.13	20.76	0.14	1.27	1.24	1.22
2600.00	3.63	3.48	0.14	19.38	0.16	1.33	1.30	1.28
2700.00	3.71	3.55	0.16	17.10	0.01	1.43	1.41	1.39
2800.00	3.82	3.65	0.18	15.46	0.01	1.56	1.55	1.52
2900.00	3.96	3.78	0.18	14.21	0.27	1.72	1.71	1.67
3000.00	4.14	3.93	0.21	13.20	0.39	1.91	1.88	1.83



electrical schematic



ESD Rating

Human Body Model (HBM): Class 1A (250 v to <500 v) in accordance with ANSI/ESD STM 5.1 - 2001
Machine Model (MM): Class M1 (< 100 v) in accordance with ANSI/ESD STM 5.2 - 1999 (pass 50V)



INTERNET <http://www.minicircuits.com>

P.O. Box 350166, Brooklyn, New York 11235-0003 (718) 934-4500 Fax (718) 332-4661

Distribution Centers NORTH AMERICA 800-654-7949 • 417-335-5935 • Fax 417-335-5945 • EUROPE 44-1252-832600 • Fax 44-1252-837010

Mini-Circuits ISO 9001 & ISO 14001 Certified



REV. OR
M106150
ED-12348C/6+
BP2U1+
RS/LC/CP/AM
060707