
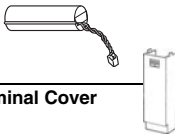












## Ordering Information

### Accessories and Maintenance Parts

Name	Specifications	Model	Standards
<b>Memory Cards</b> 	Flash Memory, 128 MB	HMC-EF183	---
	Memory Card Adapter (Adapts to a computer's PCMCIA card slot.)	HMC-AP001	CE

Name	Specifications	Model	Standards
<b>Battery Set</b> 	Battery for CS-series maintenance <b>Note:</b> 1. A battery is included with the CPU Unit as standard equipment. 2. The battery life is 5 years at an ambient temperature of 25°C, although the lifetime can be as short as 1.1 years under adverse temperature and power conditions. 3. Use a replacement battery that was manufactured within the last two years.	CS1W-BAT01	---
<b>I/O Terminal Cover</b> 	Cover for 10-pin Terminal Blocks	C200H-COV11	
<b>Terminal Block Cover</b> 	Short-circuit protection for 10-pin Terminal Blocks (package of 10 covers); for 8 I/O points	C200H-COV02	
	Short-circuit protection for 19-pin Terminal Blocks (package of 10 covers); for 12 I/O points	C200H-COV03	
<b>Connector Cover</b> 	Protective cover for unused Power Supply Unit connector in CS1D Backplane	C500-COV01	
	Protective cover for unused CS-series Unit connector in Backplane	CV500-COV01	
<b>Space Units</b> 	For unused I/O slot spaces in the CS1D-BC□□(S) or CS1D-BI□□□ Backplanes	CS1W-SP001	
	For unused power supply slot spaces (same shape as PA207R)	CS1D-SP001	
	For unused power supply slot spaces (same shape as PD024)	CS1D-SP002	
<b>Programming Console Mounting Bracket</b> 	Use to mount a C200H-PRO27 Programming Console in a control panel.	C200H-ATT01	
<b>Terminator</b> 	Connect a Terminator to the last CS1D Long-distance Expansion Rack in each series (for use with the CS1W-IC102). Two Terminators are included with the CS1W-IC102 I/O Control Unit.	CV500-TER01	U, C
<b>RS-422A Converter</b>	The RS-422A Converter converts RS-232C to RS-422A/RS-485 format.	CJ1W-CIF11	UC1, N, L, CE
<b>RS-232C/RS-422A Link Adapter</b>	One RS-232C port One RS-422 terminal block	NT-AL001	---

### DIN Track Mounting Accessories

Name	Specifications	Model	Standards
<b>DIN Track Mounting Bracket</b> 	1 set (package of 2 brackets)	C200H-DIN01	---
<b>DIN Track</b> 	Track length: 50 cm    Height: 7.3 mm	PFP-50N	
	Track length: 1 m    Height: 7.3 mm	PFP-100N	
	Track length: 1 m    Height: 16 mm	PFP-100N2	
<b>End Plate</b> 	<b>Note:</b> Order in lots of 10.	PFP-M	
<b>Spacer</b> 		PFP-S	