

# SHINDENGEN

## General Purpose Rectifiers

SIL Bridges

# D2SB60

## 600V 1.5A

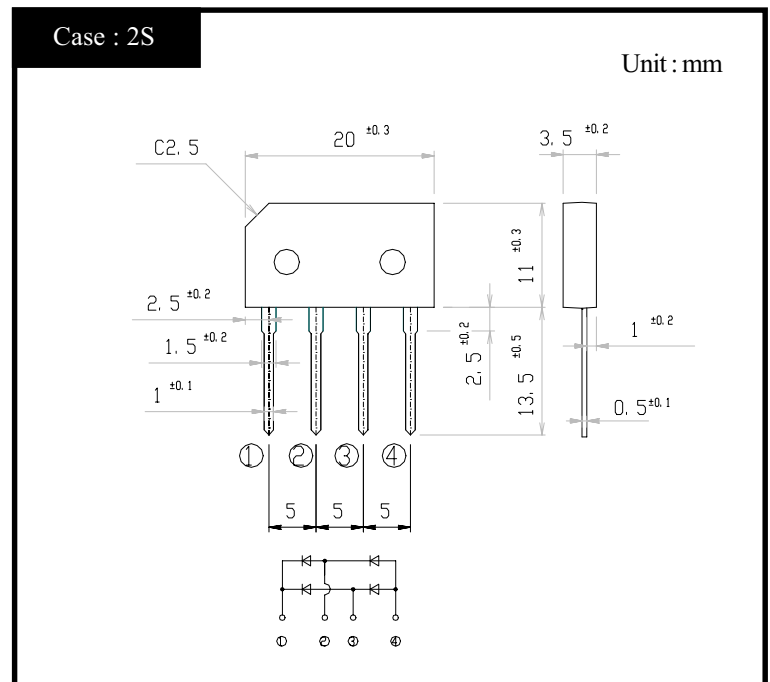
### FEATURES

- Thin Single In-Line Package
- High IFSM
- Applicable to Automatic Insertion

### APPLICATION

- Switching power supply
- Home Appliances, Office Equipment
- Telecommunication, Factory Automation

### OUTLINE DIMENSIONS



### RATINGS

#### ●Absolute Maximum Ratings (If not specified Tl=25°C)

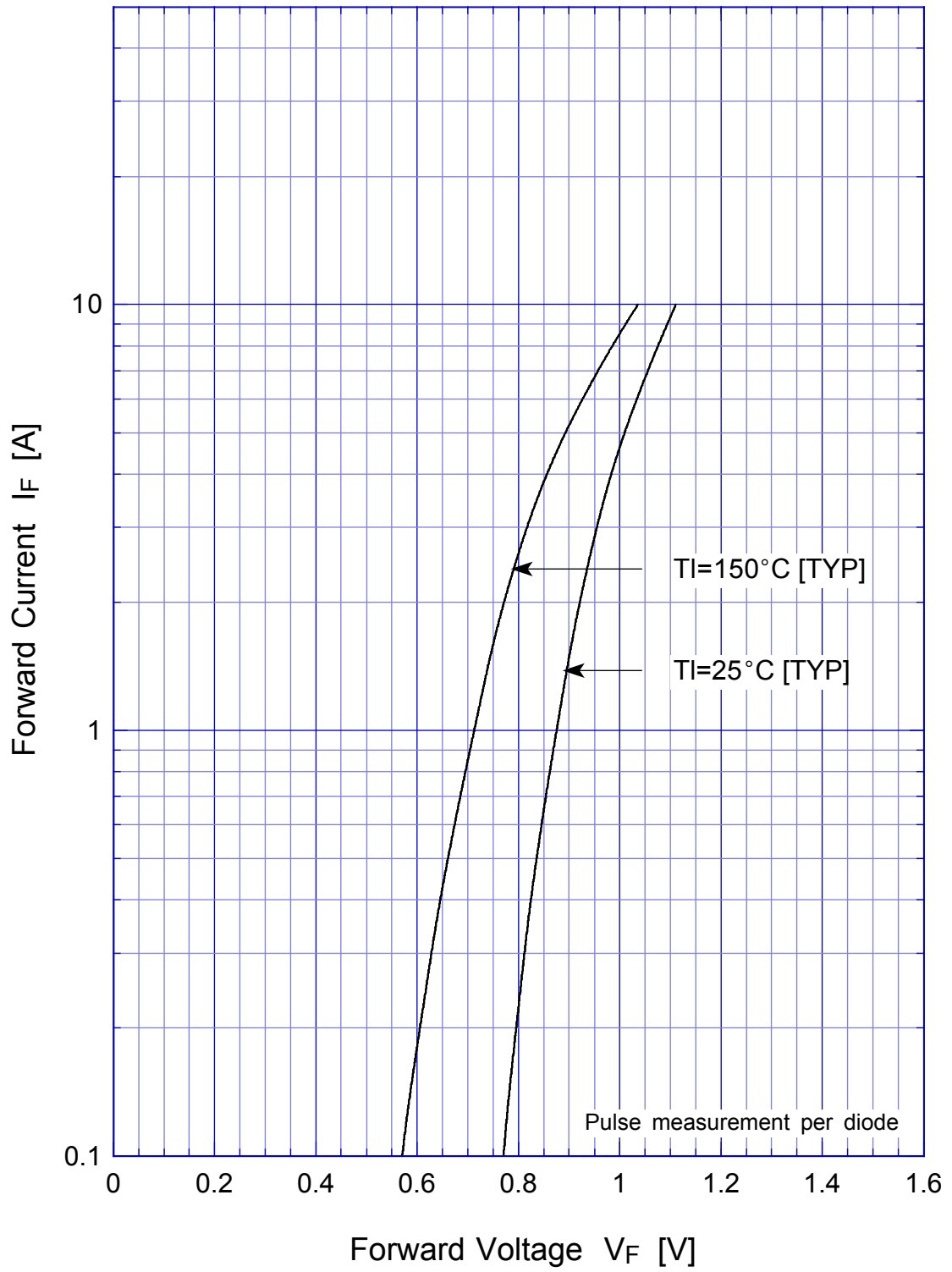
Item	Symbol	Conditions	Ratings	Unit
Storage Temperature	T <sub>stg</sub>		-40~150	°C
Operating Junction Temperature	T <sub>j</sub>		150	°C
Maximum Reverse Voltage	V <sub>RM</sub>		600	V
Average Rectified Forward Current	I <sub>O</sub>	50Hz sine wave, R-load, On glass-epoxy substrate, T <sub>a</sub> =25°C	1.5	A
Peak Surge Forward Current	I <sub>FSM</sub>	50Hz sine wave, Non-repetitive 1cycle peak value, T <sub>j</sub> =25 °C	80	A
Current Squared Time	I <sup>2</sup> t	2ms ≤ t < 10ms T <sub>j</sub> =25°C	32	A <sup>2</sup> s

#### ●Electrical Characteristics (If not specified Tl=25°C)

Item	Symbol	Conditions	Ratings	Unit
Forward Voltage	V <sub>F</sub>	I <sub>F</sub> =0.75A, Pulse measurement, Rating of per diode	Max.1.05	V
Reverse Current	I <sub>R</sub>	V <sub>R</sub> =V <sub>RM</sub> , Pulse measurement, Rating of per diode	Max.10	μA
Thermal Resistance	θ <sub>jl</sub>	junction to lead	Max.10	°C/W
	θ <sub>ja</sub>	junction to ambient	Max.47	

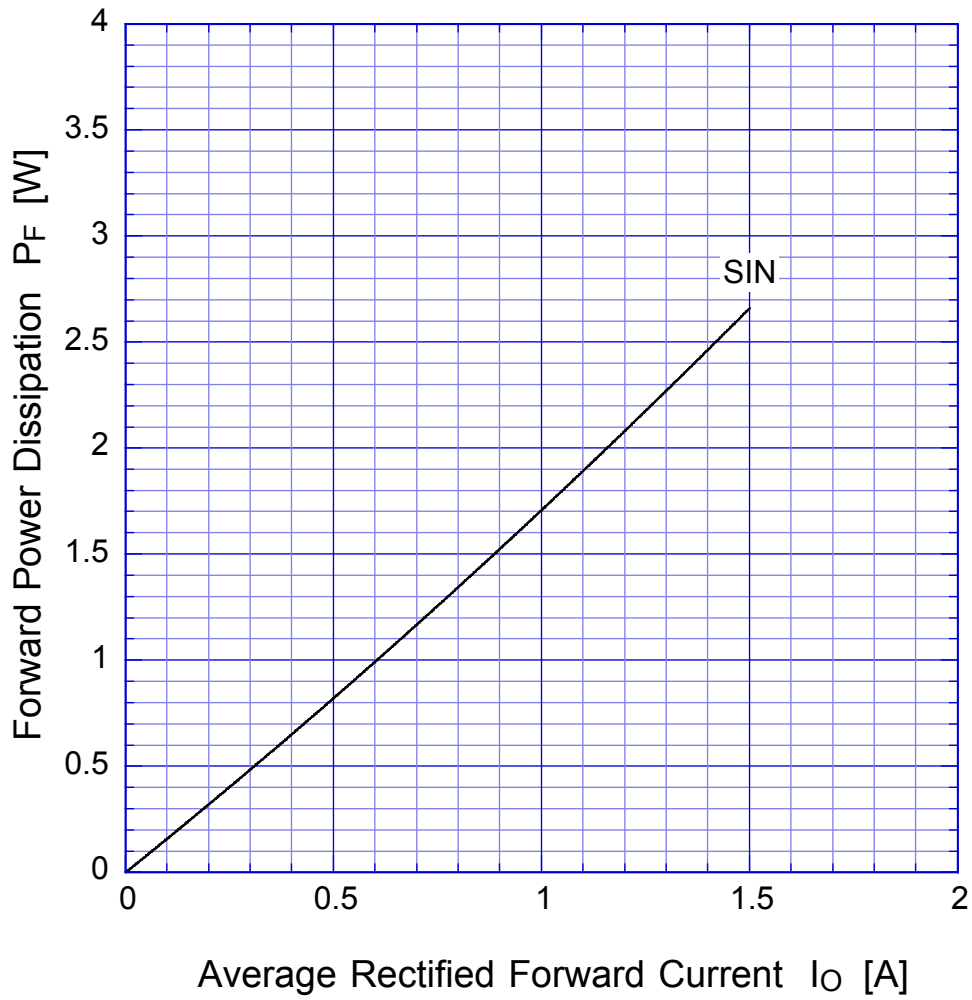
D2SBx

Forward Voltage



D2SBx

Forward Power Dissipation

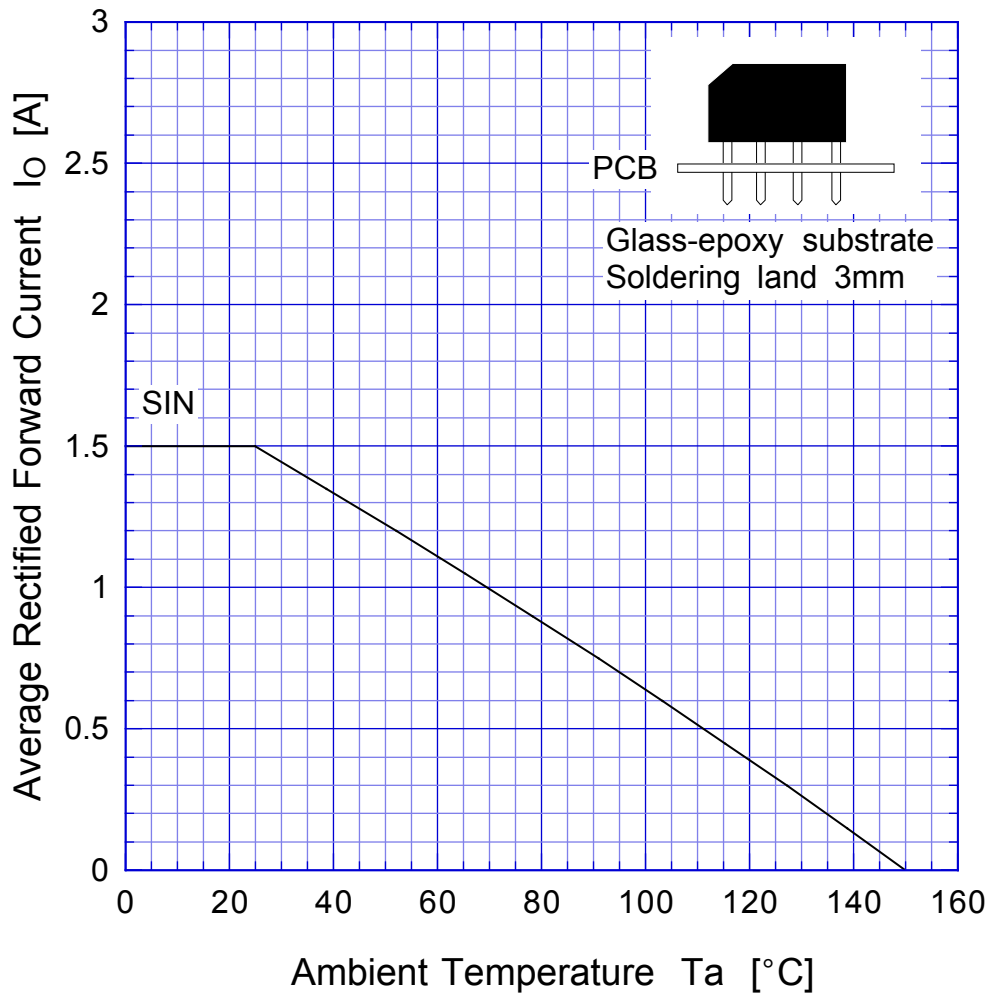


$T_j = 150^\circ\text{C}$

Sine wave

# D2SBx

# Derating Curve



Sine wave  
R-load  
Free in air

# D2SBx

# Peak Surge Forward Capability

