

SA08-11EWA/GWA/YWA/SRWA  
 SC08-11EWA/GWA/YWA/SRWA  
 SA08-12EWA/GWA/YWA/SRWA  
 SC08-12EWA/GWA/YWA/SRWA  
 SA08-13EWA/GWA/YWA/SRWA  
 SC08-13EWA/GWA/YWA/SRWA  
 SA08-21EWA/GWA/YWA/SRWA  
 SC08-21EWA/GWA/YWA/SRWA

### Features

- 0.8 INCH DIGIT HEIGHT.
- LOW CURRENT OPERATION.
- EXCELLENT CHARACTER APPEARANCE.
- HIGH LIGHT OUTPUT.
- EASY MOUNTING ON P.C. BOARDS OR SOCKETS.
- I.C. COMPATIBLE.
- CATEGORIZED FOR LUMINOUS INTENSITY, YELLOW AND GREEN CATEGORIZED FOR COLOR.
- MECHANICALLY RUGGED.
- STANDARD : GRAY FACE, WHITE SEGMENT.

### Description

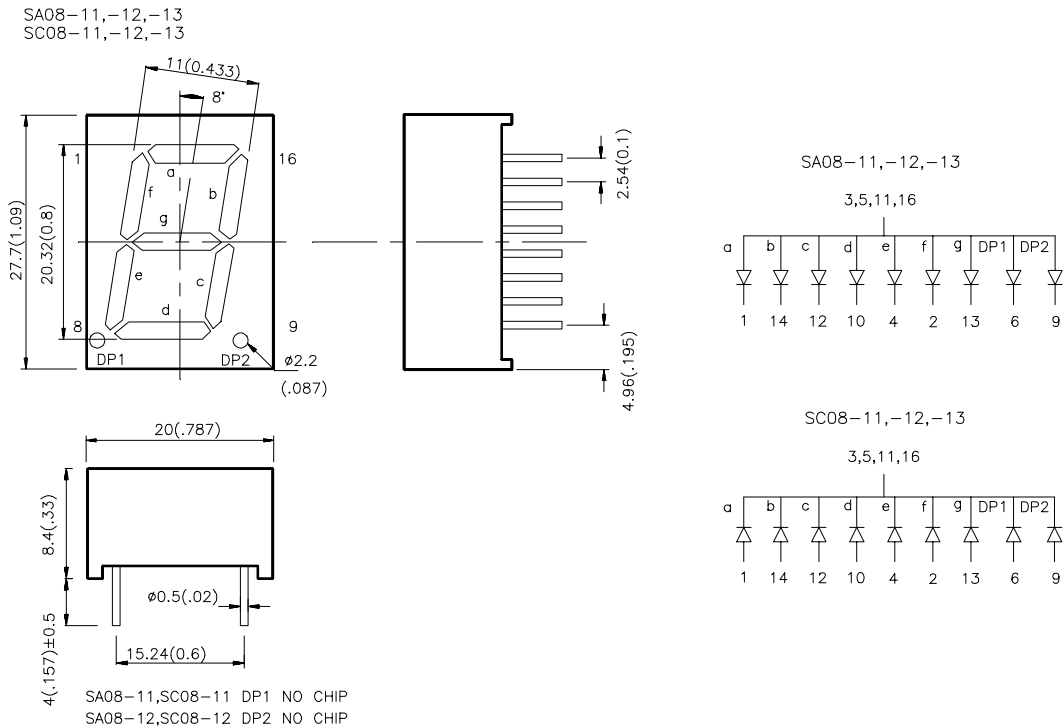
The High Efficiency Red source color devices are made with Gallium Arsenide Phosphide on Gallium Phosphide Orange Light Emitting Diode.

The Green source color devices are made with Gallium Phosphide Green Light Emitting Diode.

The Yellow source color devices are made with Gallium Arsenide Phosphide on Gallium Phosphide Yellow Light Emitting Diode.

The Super Bright Red source color devices are made with Gallium Aluminum Arsenide Red Light Emitting Diode.

### Package Dimensions & Internal Circuit Diagram

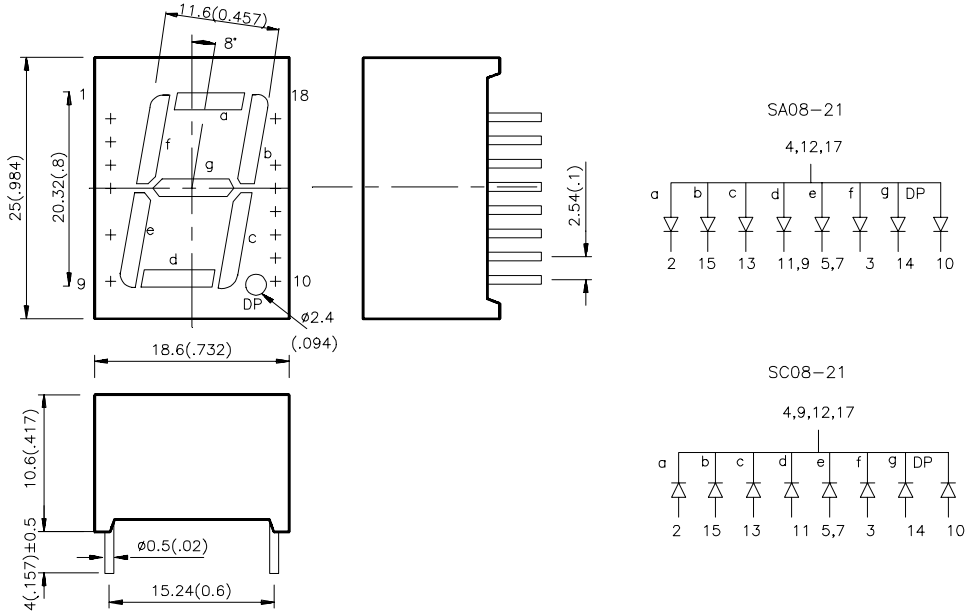


#### Notes:

1. All dimensions are in millimeters (inches). Tolerance is  $\pm 0.25(0.01)$  unless otherwise noted.
2. Specifications are subject to change without notice.

## Package Dimensions & Internal Circuit Diagram

SA08-21  
SC08-21



### Notes:

1. All dimensions are in millimeters (inches), Tolerance is  $\pm 0.25(0.01)$  unless otherwise noted.
2. Specifications are subject to change without notice.

### Selection Guide

Part No.	Dice	Iv (ucd) @ 10 mA		Description
		Min.	Typ.	
SA08-11EWA SA08-12EWA SA08-13EWA SA08-21EWA	HIGH EFFICIENCY RED (GaAsP/GaP)	1900	6400	Common Anode, Rt Hand Decimal
Common Anode, Lt Hand Decimal				
Common Anode, Rt & Lt Hand Decimal				
Common Anode, Rt Hand Decimal				
SC08-11EWA SC08-12EWA SC08-13EWA SC08-21EWA	HIGH EFFICIENCY RED (GaAsP/GaP)	1900	6400	Common Cathode, Rt Hand Decimal
Common Cathode, Lt Hand Decimal				
Common Cathode, Rt & Lt Hand Decimal				
Common Cathode, Rt Hand Decimal				
SA08-11GWA SA08-12GWA SA08-13GWA SA08-21GWA	GREEN (GaP)	3000	10500	Common Anode, Rt Hand Decimal
Common Anode, Lt Hand Decimal				
Common Anode, Rt & Lt Hand Decimal				
Common Anode, Rt Hand Decimal				
SC08-11GWA SC08-12GWA SC08-13GWA SC08-21GWA	GREEN (GaP)	3000	10500	Common Cathode, Rt Hand Decimal
Common Cathode, Lt Hand Decimal				
Common Cathode, Rt & Lt Hand Decimal				
Common Cathode, Rt Hand Decimal				
SA08-11YWA SA08-12YWA SA08-13YWA SA08-21YWA	YELLOW (GaAsP/GaP)	1900	4700	Common Anode, Rt Hand Decimal
Common Anode, Lt Hand Decimal				
Common Anode, Rt & Lt Hand Decimal				
Common Anode, Rt Hand Decimal				
SC08-11YWA SC08-12YWA SC08-13YWA SC08-21YWA	YELLOW (GaAsP/GaP)	1900	4700	Common Cathode, Rt Hand Decimal
Common Cathode, Lt Hand Decimal				
Common Cathode, Rt & Lt Hand Decimal				
Common Cathode, Rt Hand Decimal				
SA08-11SRWA SA08-12SRWA SA08-13SRWA SA08-21SRWA	SUPER BRIGHT RED (GaAlAs)	8000	24000	Common Anode, Rt Hand Decimal
Common Anode, Lt Hand Decimal				
Common Anode, Rt & Lt Hand Decimal				
Common Anode, Rt Hand Decimal				
SC08-11SRWA SC08-12SRWA SC08-13SRWA SC08-21SRWA	SUPER BRIGHT RED (GaAlAs)	8000	24000	Common Cathode, Rt Hand Decimal
Common Cathode, Lt Hand Decimal				
Common Cathode, Rt & Lt Hand Decimal				
Common Cathode, Rt Hand Decimal				

## Electrical / Optical Characteristics at T<sub>A</sub>=25°C

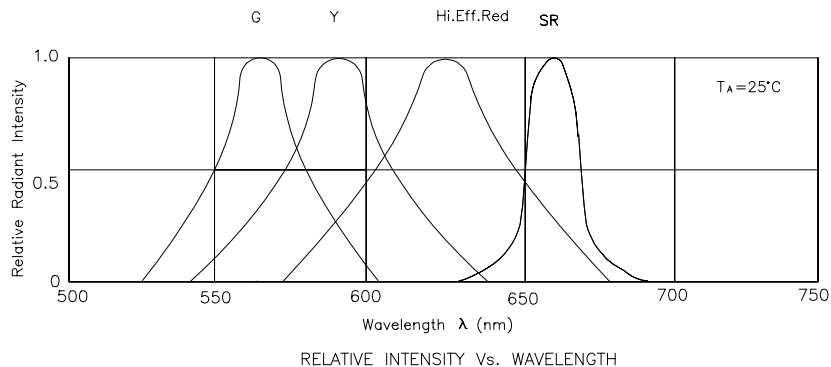
Symbol	Parameter	Device	Typ.	Max.	Units	Test Conditions
$\lambda_{peak}$	Peak Wavelength	High Efficiency Red Green Yellow Super Bright Red	627 565 590 660		nm	IF=20mA
$\lambda_D$	Dominate Wavelength	High Efficiency Red Green Yellow Super Bright Red	625 568 588 640		nm	IF=20mA
$\Delta\lambda_{1/2}$	Spectral Line Halfwidth	High Efficiency Red Green Yellow Super Bright Red	45 30 35 20		nm	IF=20mA
C	Capacitance	High Efficiency Red Green Yellow Super Bright Red	15 15 20 45		pF	VF=0V;f=1MHz
V <sub>F</sub>	Forward Voltage	High Efficiency Red Green Yellow Super Bright Red	2.0 2.2 2.1 1.85	2.5 2.5 2.5 2.5	V	IF=20mA
I <sub>R</sub>	Reverse Current	All		10	uA	VR = 5V

## Absolute Maximum Ratings at T<sub>A</sub>=25°C

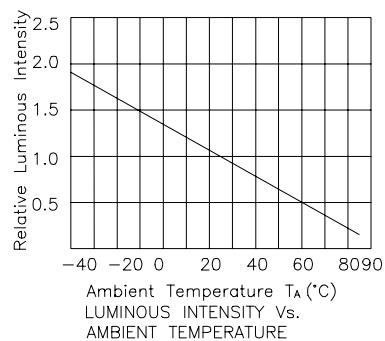
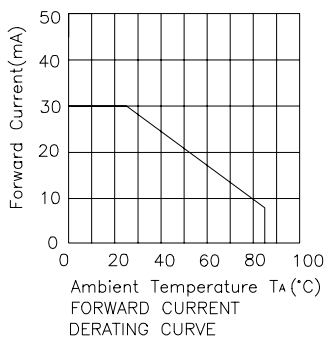
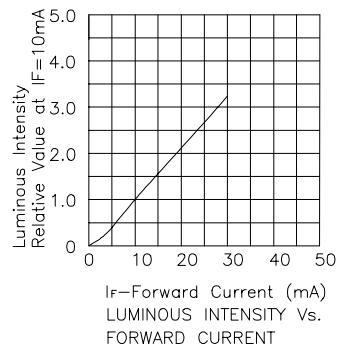
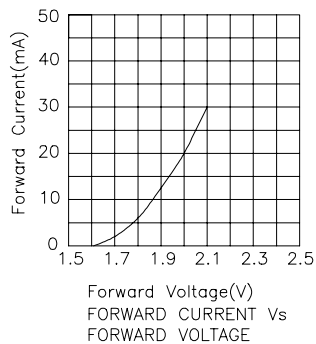
Parameter	High Efficiency Red	Green	Yellow	Super Bright Red	Units
Power dissipation	105	105	105	100	mW
DC Forward Current	30	25	30	30	mA
Peak Forward Current [1]	160	140	140	155	mA
Reverse Voltage	5	5	5	5	V
Operating/Storage Temperature	-40°C To +85°C				
Lead Solder Temperature [2]	260°C For 5 Seconds				

### Notes:

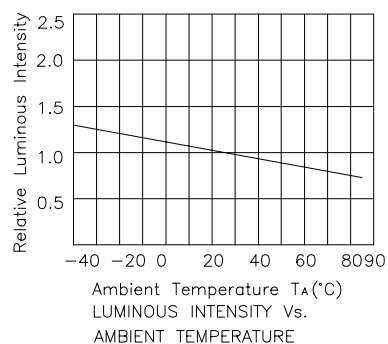
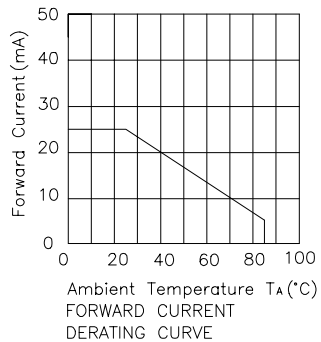
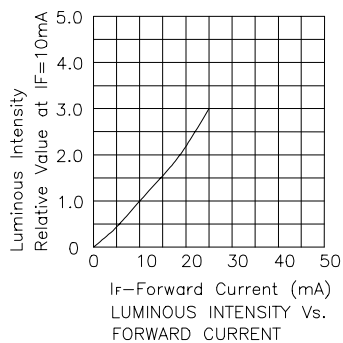
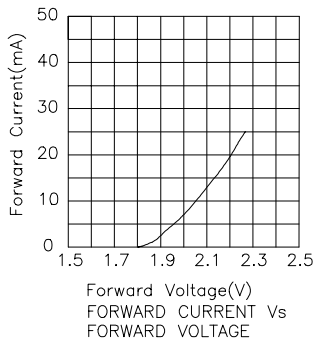
- 1/10 Duty Cycle, 0.1ms Pulse Width.
2. 4mm below package base.



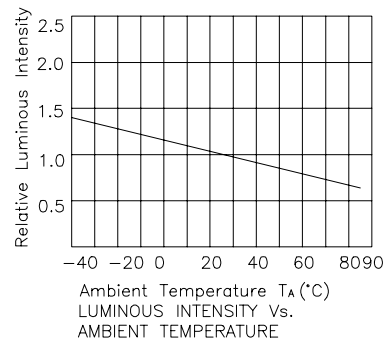
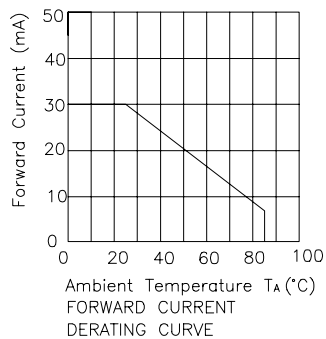
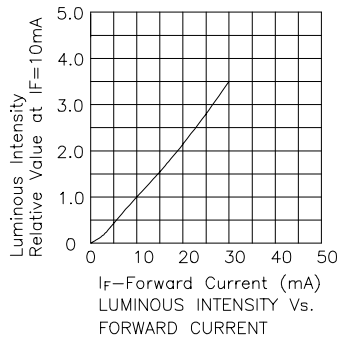
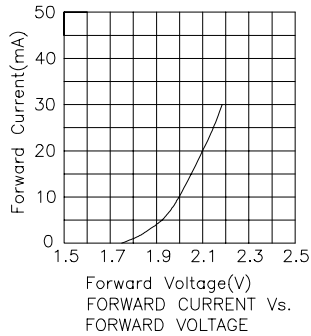
## High Efficiency Red



## Green



## Yellow



## Super Bright Red

