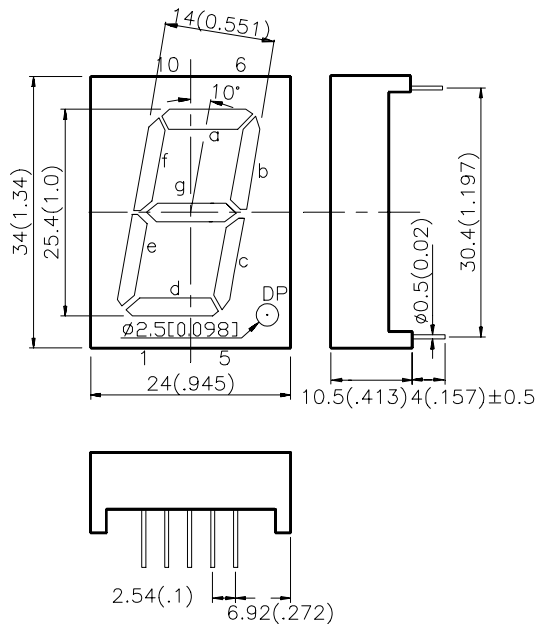
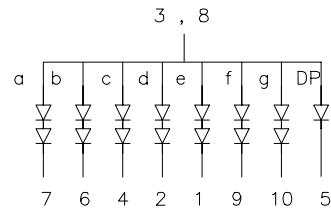


Package Dimensions & Internal Circuit Diagram

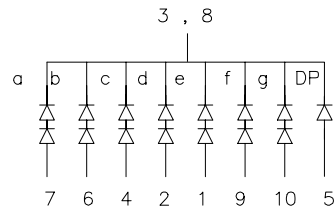
SA/SC10-21



SA10-21



SC10-21



Notes:

1. All dimensions are in millimeters (inches), Tolerance is $\pm 0.25(0.01)$ unless otherwise noted.
2. Specifications are subject to change without notice.

Selection Guide

Part No.	Dice	Iv (ucd) @ 10 mA		Description
		Min.	Typ.	
SA10-11EWA SA10-21EWA	HIGH EFFICIENCY RED (GaAsP/GaP)	4700	16000	Common Anode.Rt.Hand Decimal
SC10-11EWA SC10-21EWA				Common Cathode.Rt.Hand Decimal
SA10-11GWA SA10-21GWA	GREEN (GaP)	8000	24000	Common Anode.Rt.Hand Decimal
SC10-11GWA SC10-21GWA				Common Cathode.Rt.Hand Decimal
SA10-11YWA SA10-21YWA	YELLOW (GaAsP/GaP)	3000	10500	Common Anode.Rt.Hand Decimal
SC10-11YWA SC10-21YWA				Common Cathode.Rt.Hand Decimal
SA10-11SRWA SA10-21SRWA	SUPER BRIGHT RED (GaAlAs)	18000	60000	Common Anode.Rt.Hand Decimal
SC10-11SRWA SC10-21SRWA				Common Cathode.Rt.Hand Decimal

Electrical / Optical Characteristics at T_A=25°C

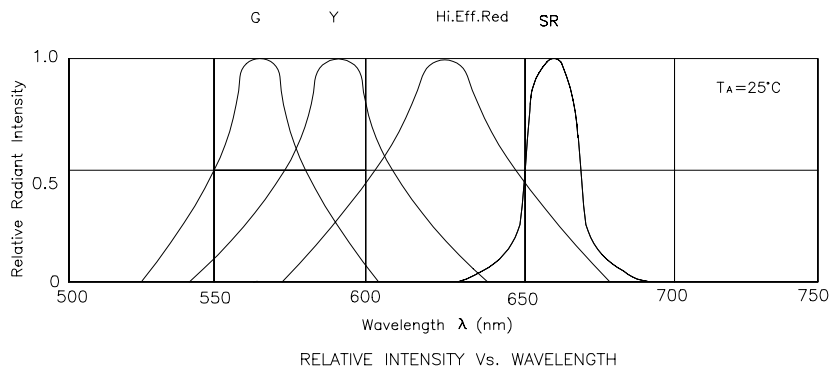
Symbol	Parameter	Device	Typ.	Max.	Units	Test Conditions
λ_{peak}	Peak Wavelength	High Efficiency Red Green Yellow Super Bright Red	627 565 590 660		nm	IF=20mA
λ_D	Dominate Wavelength	High Efficiency Red Green Yellow Super Bright Red	625 568 588 640		nm	IF=20mA
$\Delta\lambda_{1/2}$	Spectral Line Halfwidth	High Efficiency Red Green Yellow Super Bright Red	45 30 35 20		nm	IF=20mA
C	Capacitance	High Efficiency Red Green Yellow Super Bright Red	15 15 20 45		pF	VF=0V;f=1MHz
V _F	Forward Voltage	High Efficiency Red Green Yellow Super Bright Red	2.0 2.2 2.1 1.85	2.5 2.5 2.5 2.5	V	IF=20mA
I _R	Reverse Current	All		10	uA	VR = 5V

Absolute Maximum Ratings at T_A=25°C

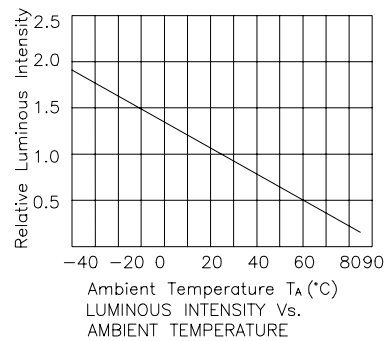
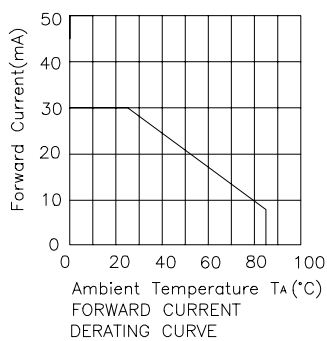
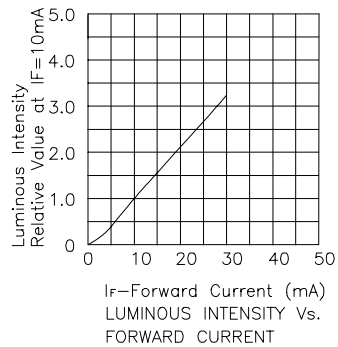
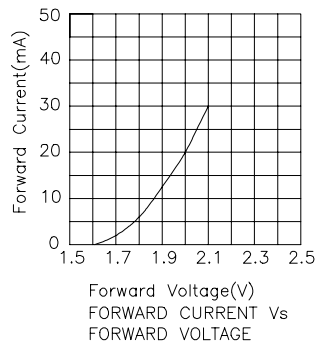
Parameter	High Efficiency Red	Green	Yellow	Super Bright Red	Units
Power dissipation	105	105	105	100	mW
DC Forward Current	30	25	30	30	mA
Peak Forward Current [1]	160	140	140	155	mA
Reverse Voltage	5	5	5	5	V
Operating/Storage Temperature	-40°C To +85°C				
Lead Solder Temperature [2]	260°C For 5 Seconds				

Notes:

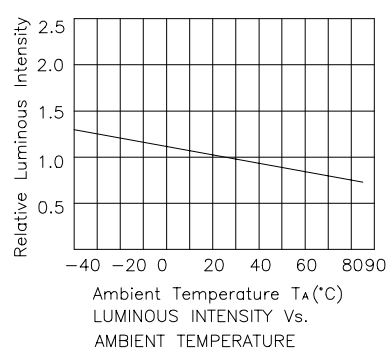
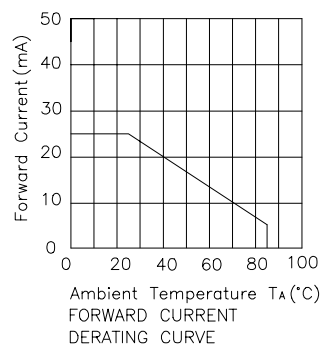
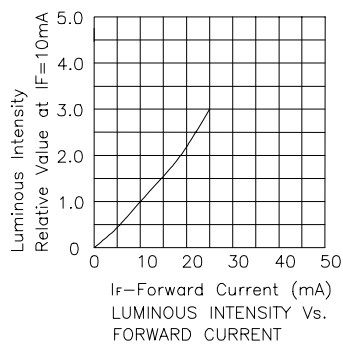
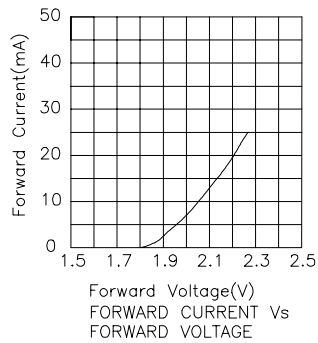
- 1/10 Duty Cycle, 0.1ms Pulse Width.
- 4mm below package base.



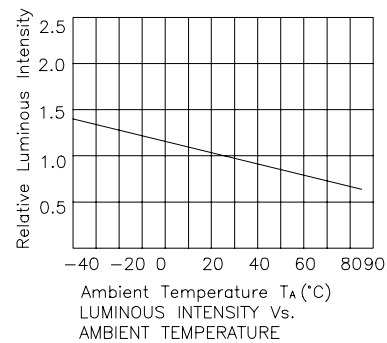
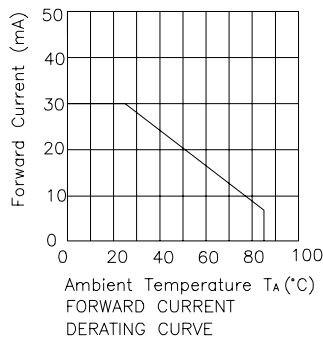
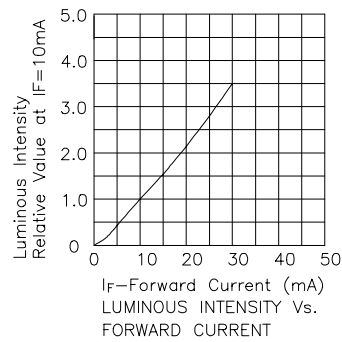
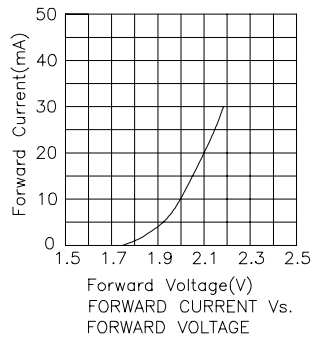
High Efficiency Red



Green



Yellow



Super Bright Red

