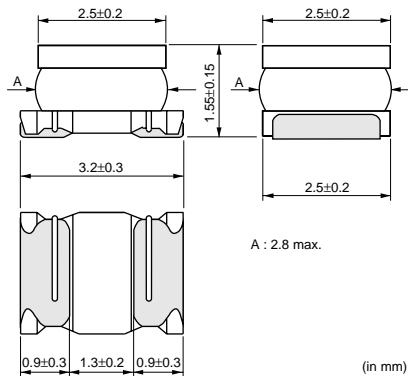


Chip Coils for Choke Wire Wound Type

LQH32C_53 Series (1210 Size)

■ Dimensions



■ Packaging

Code	Packaging	Minimum Quantity
L	180mm Embossed Tape	2000
K	330mm Embossed Tape	7500

■ Rated Value (□: packaging code)

Part Number	Inductance	Test Frequency	Rated Current	DC resistance	Self Resonance Frequency (min.)
LQH32CN1R0M53□	1.0μH±20%	1MHz	1000mA	0.060ohm±30%	100MHz
LQH32CN2R2M53□	2.2μH±20%	1MHz	790mA	0.097ohm±30%	64MHz
LQH32CN3R3M53□	3.3μH±20%	1MHz	710mA	0.12ohm±30%	50MHz
LQH32CN4R7M53□	4.7μH±20%	1MHz	650mA	0.15ohm±30%	43MHz
LQH32CN6R8M53□	6.8μH±20%	1MHz	540mA	0.25ohm±30%	32MHz
LQH32CN100K53□	10μH±10%	1MHz	450mA	0.30ohm±30%	26MHz
LQH32CN150K53□	15μH±10%	1MHz	300mA	0.58ohm±30%	26MHz
LQH32CN220K53□	22μH±10%	1MHz	250mA	0.71ohm±30%	19MHz
LQH32CN330K53□	33μH±10%	1MHz	200mA	1.1ohm±30%	17MHz
LQH32CN470K53□	47μH±10%	1MHz	170mA	1.3ohm±30%	15MHz
LQH32CN680K53□	68μH±10%	1MHz	130mA	2.2ohm±30%	12MHz
LQH32CN101K53□	100μH±10%	1MHz	100mA	3.5ohm±30%	10MHz


Operating Temperature Range: -25°C to +85°C

Continued on the following page.

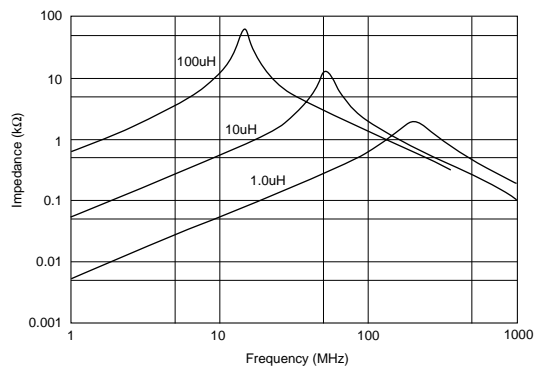
● This data sheet is applied for CHIP COIL used for General Electronics equipment for your design.

⚠ Note:

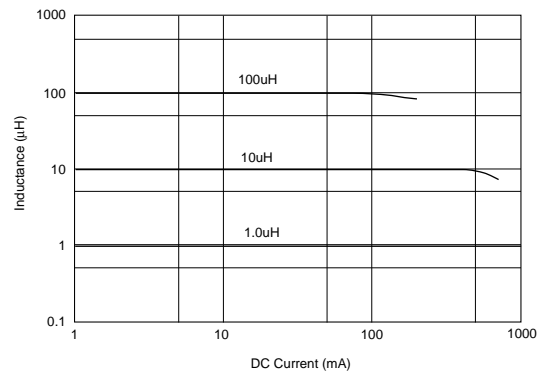
1. This datasheet is downloaded from the website of Murata Manufacturing co., Ltd. Therefore, it's specifications are subject to change or our products in it may be discontinued without advance notice. Please check with our sales representatives or product engineers before ordering.
2. This datasheet has only typical specifications because there is no space for detailed specifications. Therefore, please approve our product specifications or transact the approval sheet for product specifications before ordering.

 Continued from the preceding page.

■ Impedance-Frequency Characteristics (Typ.)



■ Inductance-Current Characteristics (Typ.)



■ ⚠ Caution/Notice

⚠ Caution (Rating)

Do not use products beyond the rated current as this may create excessive heat.

Notice

Solderability of Tin plating termination chip might be deteriorated when low temperature soldering profile where peak solder temperature is below the Tin melting point is used. Please confirm the solderability of Tin plating termination chip before use.

● This data sheet is applied for CHIP COIL used for General Electronics equipment for your design.

⚠ Note:

1. This datasheet is downloaded from the website of Murata Manufacturing co., Ltd. Therefore, it's specifications are subject to change or our products in it may be discontinued without advance notice. Please check with our sales representatives or product engineers before ordering.
2. This datasheet has only typical specifications because there is no space for detailed specifications. Therefore, please approve our product specifications or transact the approval sheet for product specifications before ordering.