

Pin Type

OUTLINE

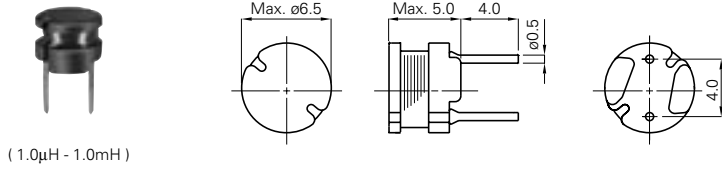
They are small size $\phi 6$, $\phi 8$, $\phi 10$, $\phi 12$, $\phi 13$, $\phi 16$ series high power inductors which are used for switching power supply with high reliability, high efficiency and saturation. Each series has a magnetically shielded type to prevent noise radiation.

$\phi 6$ series

RCH-654

DIMENSIONS (mm)

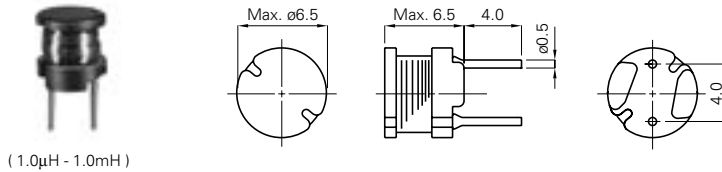
CONSTRUCTION



RCH-664

DIMENSIONS (mm)

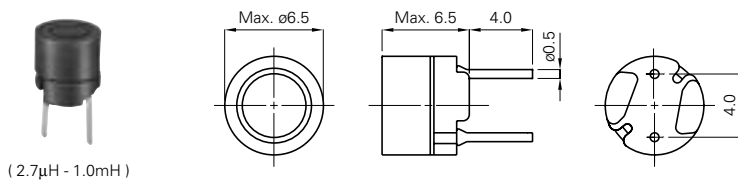
CONSTRUCTION



RCR-664D

DIMENSIONS (mm)

CONSTRUCTION



TYPE : RCH-654, RCH-664, RCR-664D

Parts No.	L (H)	RCH-654		RCH-664		RCH-664D	
		D.C.R.(Ω) : Max.	Rated Current (A) *1	D.C.R.(Ω) : Max.	Rated Current (A) *1	D.C.R.(Ω) : Max.	Rated Current (A) *1
1R0	1.0μ	29m	3.00	18.3m	4.00		
1R3	1.3μ			20.6m	3.70		
1R5	1.5μ	34m	2.85				
1R7	1.7μ			22.8m	3.52		
2R0	2.0μ	39m	2.48				
2R2	2.2μ			25.5m	3.20		
2R5	2.5μ	43m	2.21				
2R7	2.7μ			28.2m	3.00	42m	2.42
3R3	3.3μ	48m	1.98	30.8m	2.83	47m	2.13
3R9	3.9μ	55m	1.83	33.4m	2.63	50m	2.00
4R7	4.7μ	60m	1.74	36.4m	2.43	56m	1.90
5R5	5.5μ			39.5m	2.30		
5R6	5.6μ	66m	1.53			62m	1.81
6R2	6.2μ	72m	1.44				
6R3	6.3μ			43.0m	2.14		
6R8	6.8μ					66m	1.62
7R2	7.2μ	78m	1.35	46.2m	2.09		
8R1	8.1μ			49.8m	1.99		
8R2	8.2μ	85m	1.26			71m	1.47
9R1	9.1μ			53.2m	1.86		
100	10μ	91m	1.20	56.6m	1.75	81m	1.33
110	11μ			59.6m	1.64		
120	12μ	100m	1.05	63.0m	1.52	91m	1.18
130	13μ			66.7m	1.48		
140	14μ			70.1m	1.44		
150	15μ	120m	980m	74.4m	1.40	104m	1.12
160	16μ			78.8m	1.33		
180	18μ	130m	930m	83.9m	1.30	116m	1.00
220	22μ	180m	900m	110m	1.27	130m	960m
270	27μ	210m	810m	140m	1.14	180m	870m
330	33μ	270m	740m	170m	1.03	210m	780m
390	39μ	290m	680m	190m	950m	260m	720m
470	47μ	340m	620m	230m	870m	290m	660m
560	56μ	420m	570m	260m	800m	330m	600m
680	68μ	480m	510m	280m	720m	360m	550m
820	82μ	550m	470m	390m	660m	390m	500m
101	100μ	680m	420m	430m	590m	540m	450m
121	120μ	770m	390m	540m	540m	620m	410m
151	150μ	950m	350m	640m	480m	720m	370m
181	180μ	1.15	320m	740m	440m	880m	340m
221	220μ	1.30	290m	960m	400m	990m	300m
271	270μ	1.55	260m	1.12	360m	1.52	270m
331	330μ	2.18	230m	1.48	330m	1.69	250m
391	390μ	2.47	210m	1.66	300m	1.85	230m
471	470μ	2.92	200m	1.91	270m	2.85	210m
561	560μ	3.97	180m	2.31	250m	3.21	190m
681	680μ	4.57	160m	2.67	230m	3.60	170m
821	820μ	5.28	150m	3.10	210m	4.87	160m
102	1.0m	7.06	130m	4.45	190m	5.56	140m

Measuring Freq. (L)

RCH-654 1.0μH - 8.2μH (7.96MHz), 10μH - 82μH (2.52MHz), 100μH - 1.0mH (1kHz)
RCH-664 1.0μH - 10μH (7.96MHz), 11μH - 82μH (2.52MHz), 100μH - 1.0mH (1kHz)
RCR-664D 2.7μH - 8.2μH (7.96MHz), 10μH - 82μH (2.52MHz), 100μH - 1.0mH (1kHz)

Tolerance of Inductance

RCH-654 1.0μH - 10μH ± 20% (M), 12μH - 1.0mH ± 10% (K)
RCH-664 1.0μH - 10μH ± 20% (M), 11μH - 18μH ± 15% (L), 22μH - 1.0mH ± 10% (K)
RCR-664D 2.7μH - 8.2μH ± 20% (M), 10μH - 47μH ± 15% (L), 56μH - 1.0mH ± 10% (K)

Rated Current

*1 It is either the inductance is 10% lower than its initial value in D.C. saturation characteristics or temperature raise becomes ΔT=40°C (Ta=20°C), whichever is lower.

About Lead-free products

· Lead-free products are now available for sale
· To order a lead-free product, please add "NP" after the product type
e.g. Ordering code of lead product : Type name-△△△○×
Ordering code of lead-free product : Type name NP △△△○×

Ordering Code

RCH-654 - △△△○×

△ : Parts No. ○ : Tolerance of inductance × : Packing
K (10%)
L (15%)
M (20%)
B (Box)