

REVISIONS

CUSTOMER:	PART NO. REF. TO THE ATTACHED SHEET.	SUMIDA TYPE R C P - 0 9 5
DATE	REVISIONS	CLIENT
△1	1979.8.9 MANUFACTURING DRAWING	OOUTI
△2	1980.6.28 MANUFACTURING REVISION	SAHARA
△3 △4 △5	—— REVISION FOR COMPANY	——
△6	1985.11.8 REVISION (ENGLISH) FOR CUSTOMBER	SAHARA
△9 △10	—— REVISION FOR COMPANY	——
△11	21th, Sep. ,2000 PG00-1476 COMPANY NAME TO BE CHANGED	GRC HUANGDONGRONG
△12	01st, Feb. ,2005 PG05-P037 DIMENSION CHANGED: 9.7 ± 0.5 9.5 ± 0.5(P.2/4)	PPD ZHENGHUAJUAN

4 t h , J u n . , 1 9 7 9

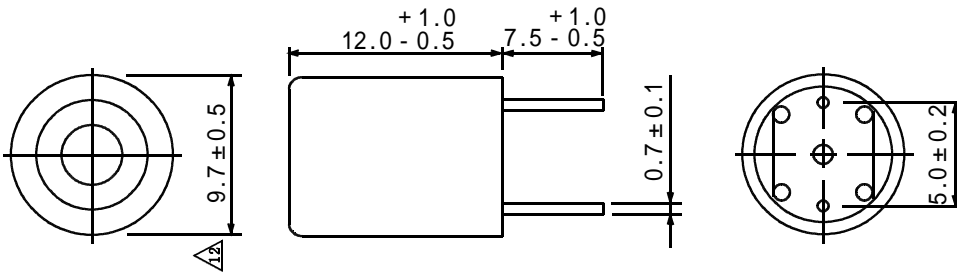
C H K .	C H K .	D R G .
AMANO	OOUTI	OOUTI R, YW

SAMPLE NO. 0737-0000-009

DRG. NO.	1 / 4
S - 074 - 206	

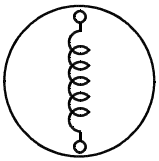
SPECIFICATION		
SUMIDA TYPE	R C P - 0 9 5	PART NO. REF. TO THE ATTACHED SHEET.

1. DIMENSION (UNIT mm)



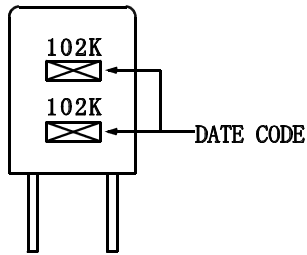
* DIMENSION DOES NOT INCLUDE SOLDER USED ON COIL.

2. CONNECTION (BOTTOM)



"S" IS WINDING START.

3. STAMP (EX.)



4. NOTE

4th, Jun., 1979			SUMIDA CODE	0737	
CHK.	CHK.	DRG.			DRG. NO. 2/4
AMANO	OOUTI	OOUTI R, YW			S-074-206

SUMIDA TECHNOLOGIES INCORPORATED

GENERAL CHARACTERISTICS

TYPE

RCP - 095

1. STORAGE TEMPERATURE RANGE : - 40 ~ +85
2. OPERATING TEMPERATURE RANGE: - 40 ~ +85 (INCLUDING SELF TEMPERATURE RISE)
3. EXTERNAL APPEARANCE : NO EXTERNAL DEFECTS CAN BE FOUND IN THE VISUAL INSPECTION.
4. TERMINAL STRENGTH : NO PIN SHALL BE PULLED OUT OR LOOSED OR WIRE BROKEN AFTER EACH OF THE PIN IS APPLIED WITH STATIC PULLING FORCE OF 10N FOR 60 ± 5 SECONDS.
5. HEAT RESISTANCE : NO DISTINGUISHED STRUCTURE AND ELECTRIC DEFECTS SHOULD BE FOUND AFTER 1.5±0.5mm HIGH BOTTOM OF ALL THE TERMINALS ARE IMMERSSEDD IN THE MELTED SOLDER OF 250±5 FOR 5 SECONDS.
6. INSULATING RESISTANCE: THE INSULATION RESISTANCE SHOULD BE OVER 100M WHEN D.C. 100V IS APPLIED TO THE COIL-OTHER PARTS, MEANWHILE NO STRUCTURE AND ELECTRIC DEFECTS SHOULD BE FOUND IN 1 MINUTE.
7. TEMPERATURE FEATURE : INDUCTANCE COEFFICIENT IS (0 ~ 1000) × 10⁻⁶/ (-20 ~ +60)
8. HUMIDITY TEST : INDUCTANCE DEVIATION IS WITHIN ±1.0%, Q DEVIATION IS WITHIN ±20% AND NO STRUCTURE AND ELECTRIC DEFECTS CAN BE FOUND AFTER 96 HOURS TEST UNDER THE CONDITION OF RELATIVE HUMIDITY OF 90~95% AND TEMPERATURE OF 40±2 , AND 1 HOUR STORAGE UNDER ROOM AMBIENT CONDITIONS AFTER THE DEVICE IS WIPED WITH DRY CLOTH.
9. VIBRATION TEST : INDUCTANCE DEVIATION IS WITHIN ±1.0% AFTER 1 HOUR SWEEPING VIBRATION IN EACH THREE DIRECTIONS, NAMELY, FORWARD AND BACKWARD, UP AND DOWN, RIGHT AND LEFT. THE FREQUENCY IS 10~55~10Hz AND THE AMPLITUDE OF 1 MINUTE CYCLE IS 1.5mm PP.
10. SHOCK TEST : INDUCTANCE DEVIATION IS WITHIN ±1.0% AFTER THE TEST WITH GUM-BLOCK SHOCK TESTING MACHINE, ONCE IN EACH OF THE THREE PERPENDICULAR AXIS DIRECTIONS. THE SHOCK ACCELERATION IS 981m/s².

4th, Jun., 1979

CHK.	CHK.	DRG.
AMANO	OOUTI	OOUTI R, YW

DRG. NO.

3 / 4

S-074-206

SUMIDA TECHNOLOGIES INCORPORATED

SPECIFICATION

T Y P E
R C P - 0 9 5

ELECTRICAL CHARACTERISTICS

NO.	PART NO.	STAMP	INDUCTANCE (WITHIN) at 1 kHz	Qu (ABOVE) at 50kHz	D.C.R. () (BELOW)	RATED CURRENT (mA) DC	SUMIDA CODE
0 1	RCP095-102K	102K	1.0 mH ± 10%	70	1.6	60.0	0737-1363
0 2	RCP095-122K	122K	1.2 mH ± 10%	75	1.9	54.0	0737-1374
0 3	RCP095-152K	152K	1.5 mH ± 10%	75	2.4	52.0	0737-1385
0 4	RCP095-182K	182K	1.8 mH ± 10%	80	2.7	43.0	0737-1396
0 5	RCP095-222K	222K	2.2 mH ± 10%	80	3.2	39.0	0737-1407
0 6	RCP095-272K	272K	2.7 mH ± 10%	80	4.5	33.0	0737-1418
0 7	RCP095-332K	332K	3.3 mH ± 10%	80	5.0	29.0	0737-1429
0 8	RCP095-392K	392K	3.9 mH ± 10%	85	5.7	25.0	0737-1430
0 9	RCP095-472K	472K	4.7 mH ± 10%	85	6.4	23.0	0737-1441
1 0	RCP095-562K	562K	5.6 mH ± 10%	85	9.0	21.0	0737-1452
1 1	RCP095-682K	682K	6.8 mH ± 10%	85	11.0	20.5	0737-1463
1 2	RCP095-822K	822K	8.2 mH ± 10%	85	12.2	19.3	0737-1474
1 3	RCP095-103K	103K	10 mH ± 10%	90	15.5	18.0	0737-1485
1 4	RCP095-123K	123K	12 mH ± 10%	90	18.3	14.5	0737-1496
1 5	RCP095-153K	153K	15 mH ± 10%	95	25.0	14.0	0737-1507
1 6	RCP095-183K	183K	18 mH ± 10%	95	28.0	13.0	0737-1518
1 7	RCP095-223K	223K	22 mH ± 10%	95	32.0	12.0	0737-1529
1 8	RCP095-273K	273K	27 mH ± 10%	90	45.0	11.5	0737-1531
1 9	RCP095-333K	333K	33 mH ± 10%	90	52.0	11.0	0737-1542
2 0	RCP095-393K	393K	39 mH ± 10%	90	71.0	9.5	0737-1553
2 1	RCP095-473K	473K	47 mH ± 10%	90	80.0	8.5	0737-1564
2 2	RCP095-563K	563K	56 mH ± 10%	85	91.0	7.5	0737-1575
2 3	RCP095-683K	683K	68 mH ± 10%	80	93.0	6.5	0737-1586
2 4	RCP095-823K	823K	82 mH ± 10%	75	104.0	4.3	0737-1597
2 5	RCP095-104K	104K	100 mH ± 10%	80	125.0	4.0	0737-1608

1: THE RATED CURRENT INDICATES THE LOWER VALUE OF CURRENT WHEN THE INDUCTANCE IS 5% LOWER THAN ITS INITIAL VALUE AT D.C. SUPERPOSITION (REFERENCE)

4 t h , J u n . , 1 9 7 9

CHK .	CHK .	DRG .	DRG. NO. 4 / 4 S - 074 - 206
AMANO	OOUTI	OOUTI R, YW	

SUMIDA TECHNOLOGIES INCORPORATED