

Power Relay RM C/D

- 1 pole 30 A, 1 NO or 1 NO + 1 NC contact
- Switching capacity up to 7500 VA
- DC- or AC-coil
- Push-to-test button
- Chassis mount

Applications

Battery chargers, heating control



F0166-B

Approvals

us E214025 (for AgNi contacts in preparations)
 Technical data of approved types on request

Contact data	RMC	RMD
Contact configuration	1 NO and 1 NC	1 NO
Contact set	single bridging contact	
Type of interruption	micro disconnection	
Rated voltage / max. switching voltage AC	400 / 440 VAC	
Rated current	30 A	
Maximum breaking capacity AC	7500 VA	
Limiting making capacity, max 20 ms	60 A	
Contact material	AgCdO, AgNi	
Rated frequency of operation with / without load	16/100 min ⁻¹	
Operate- / release time DC coil	max 20/20 ms	
Bounce time DC coil NO / NC contact	max 4/6 ms	

Contact ratings

Type	Contact Load	Ambient temp. [°C]	Cycles
UL 508			
RMC/D NO / NC	30 A, 277 VAC, general purpose	50°C	10x10 ³
RMC/D NO / NC	30 A, 415 VAC, resistive	50°C	10x10 ³

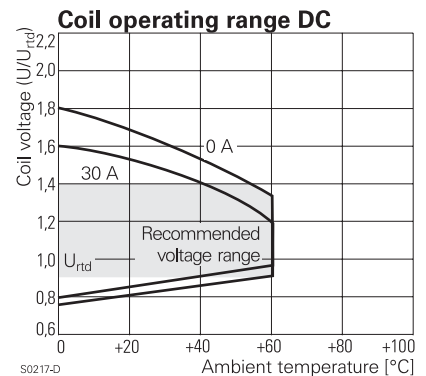
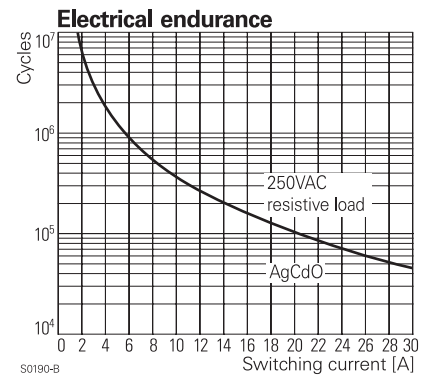
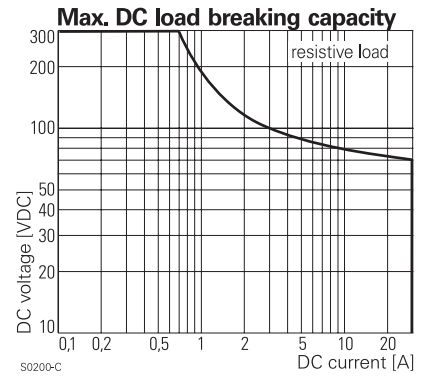
Coil data

Rated coil voltage range DC coil	6...220 VDC
AC coil	6...400 VAC
Operative range to IEC 61810	2

Coil versions, DC-coil

Coil code	Rated voltage VDC	Operate voltage VDC	Release voltage VDC	Coil resistance Ohm	Rated coil power W
STD LED bipolar	6	4.5	0.6	32±10%	1.1
012 L12 0B2 LB2	12	9.0	1.2	110±10%	1.3
024 L24 0C4 LC4	24	18.0	2.4	475±10%	1.2
048 L48 0E8 LE8	48	36.0	4.8	2000±10%	1.2
060 L60 0G0 LG0	60	45.0	6.0	2850±10%	1.3
110 M10 1B0 MB0	110	82.5	11.0	10000±12%	1.2
221 N21 2C1 NC1	220	165.0	22.0	40000±15%	1.2

All figures are given for coil without preenergization, at ambient temperature +23°C
 *) Protection diode PD; standard polarity: +A1 / -A2



Power Relay RM C/D (Continued)

Coil versions, AC-coil 50 / 60 Hz

Coil code	LED	Rated voltage	Operate voltage	Release voltage	Coil resistance	Rated coil power
STD		VAC	50 / 60 Hz	50 / 60 Hz	Ohm	50/ 60 Hz VA
524	R24	24	19.2 / 20.4	9.6	80±10%	2.62 / 2.00
548	R48	48	38.4 / 40.8	19.2	320±10%	2.60 / 2.17
560	R60	60	48.0 / 51.0	24.0	500±10%	2.62 / 2.20
615	S15	115	92.0 / 97.8	46.0	1850±10%	2.65 / 2.22
730	T30	230	184.0 / 195.5	92.0	7500±10%	2.69 / 2.26
900	V00	400	320.0 / 340.0	160.0	23500±15%	2.61 / 2.20

All figures are given for coil without preenergization, at ambient temperature +23°C

Insulation

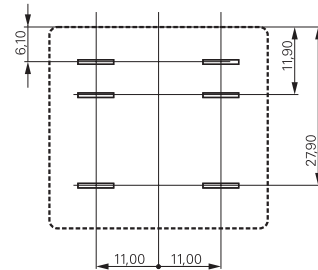
Dielectric strength coil-contact circuit	2500 V _{rms}
open contact circuit	1500 V _{rms}
Clearance / creepage coil-contact circuit	≥ 4/14.9 mm
Material group of insulation parts	IIIa
Insulation to IEC 61810-1	
Type of insulation coil-contact circuit	basic
open contact circuit	micro disconnection
Rated insulation voltage	250 V
Pollution degree	3
Rated voltage system	230 / 400 V
Overtoltage category	III

Other data

Mechanical endurance	10x10 ⁶ cycles
Material	
RoHS - Directive 2002/95/EC	compliant as per product date code 0415
Environment	
Ambient temperature range DC coil	-45...+60°C
AC coil	-45...+40°C
Vibration resistance (function) NO / NC contact	10/5 g, 30...150 Hz
Category of protection	RT1 - dust protected
Processing	
Relay weight	81 g
Packaging unit	10 pcs

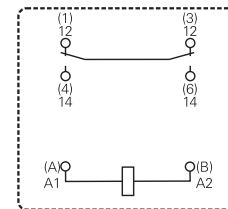
Terminal assignment

Bottom view on pins



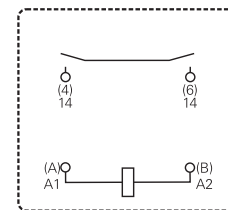
S0269-AK

1 NO and 1 NC contact, RMC



S0269-AH

1 NO contact, RMD

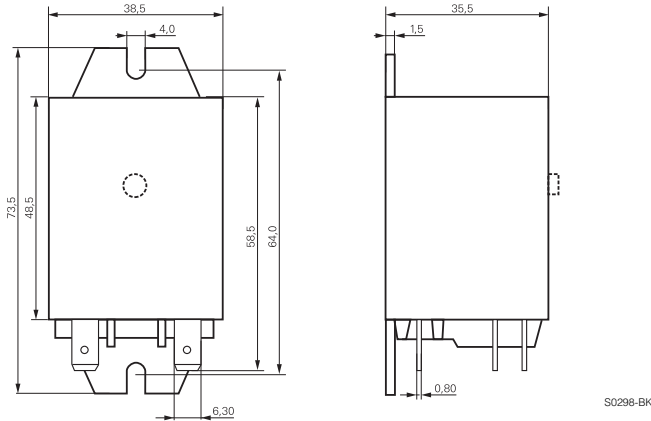


S0269-AI

Power Relay RM C/D (Continued)

Dimensions

Cover with mounting brackets, 6.3 mm quick connect terminals



Product key	Typical product key	RM	D	0	5	730
Type	RM Power Relay RM C/D					
Contact configuration	C 1 NO contact and 1 NC contact, 30 A D 1 NO contact, 30 A					
Version	0 AgCdO, without test button 3 AgCdO, with test button 2 AgNi, without test button 7 AgNi, with test button					
Enclosure	5 cover with mounting brackets, 6.3 mm quick connect terminals					
Coil	Coil code: please refer to coil versions table, preferred types in bold print					

Product key	Contacts	Version	Enclosure	Coil	Coil	Part number
RMC05024	1 NO + 1 NC contact 30 A	without test button	mounting brackets quick c. 6.3 mm	DC-coil	24 VDC	4-1393844-5
RMC05524				AC-coil	24 VAC	1393146-5
RMC05615		with test button		115 VAC	8-1393147-7	
RMC05730				230 VAC	1393146-6	
RMC35024	1 NO contact 30 A	without test button		DC-coil	24 VDC	1393146-7
RMD05024				AC-coil	24 VDC	1393146-9
RMD05524		with test button		115 VAC	1-1393146-1	
RMD05615				230 VAC	1415009-1	
RMD05730				DC-coil	24 VDC	4-1393844-7
RMD35024				AC-coil	230 VAC	2-1419136-2
RMD35730				DC-coil	24 VDC	1393097-5