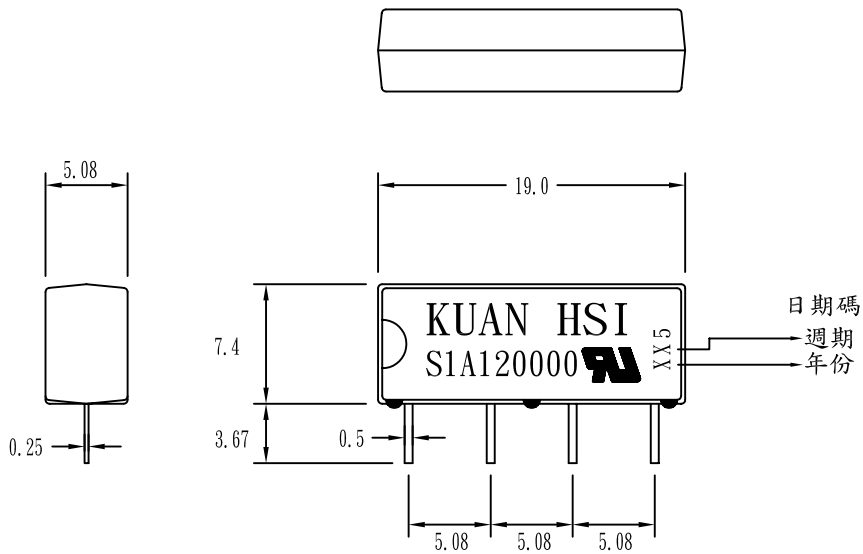


PRODUCT SPECIFICATION

DATE: 01/21/05'

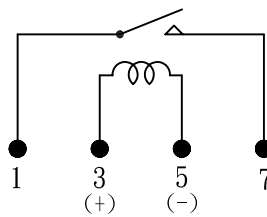
COSMO ELECTRONICS CORPORATION	REED RELAY: S1A120000	NO. 50R05002	REV. 5
		SHEET 1 OF 3	

1. OUTSIDE DIMENSION : UNIT (mm)



TOLERANCE : $\pm 0.1\text{mm}$

2. SCHEMATIC : TOP VIEW



PRODUCT SPECIFICATION

DATE: 01/21/05'

COSMO ELECTRONICS CORPORATION	REED RELAY:	NO. 50R05002	REV.
	S1A120000	SHEET 2 OF 3	5

3.0 COIL RATINGS: (AT 20°C)

3.1	Coil resistance	1000	Ω	(±10%)
3.2	Nominal coil voltage	12	VDC	
3.3	Maximum Continuous voltage	20	VDC	
3.4	Must operate	9	VDC	
3.5	Must release	1.2	VDC	
3.6	Rated current	12	mA	

4.0 ELECTRONICAL CHARACTERISTICS:

4.1	Contact resistance	100	mΩ	(max)
4.2	Operate time (incl. bounce time)	0.5	ms	(max)
4.3	Release time	0.2	ms	(max)
4.4	Insulation resistance (100 VDC open contact)	10 ¹¹	Ω	(min)
4.5	Power	10	VA	(max)
4.6	Switching voltage	200	VDC	(max)
4.7	Switching current	0.5	A	(max)
4.8	Carry current	1.0	A	(max)
4.9	Breakdown voltage (across open contact)	250	VDC	(min)
	(between coil & contact)	1000	VDC	(min)
4.10	Life expectancy (signal level)	5*10 ⁷		
4.11	Operating temp	-40 to 85°C		
4.12	Storage temp	-40 to 125°C		
4.13	Resonant frequency	3.5	KHZ	
4.14	Vibration (10-2000HZ)	20	g	(max)
4.15	Minimum permissible load	100	mVDC	10uA

PRODUCT SPECIFICATION

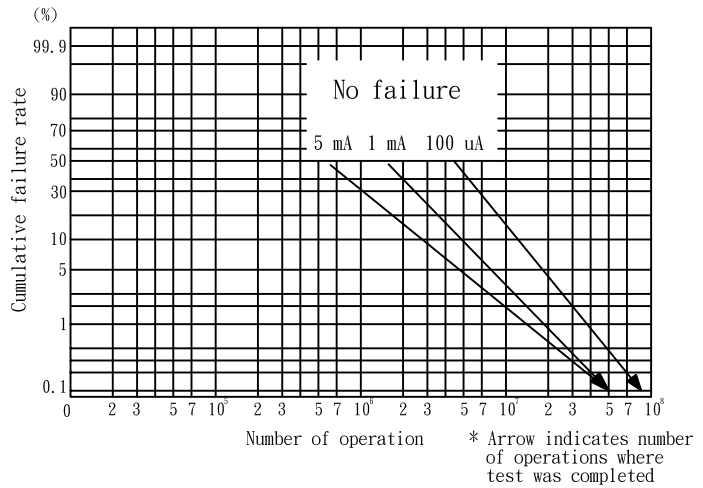
DATE: 01/21/05'

COSMO ELECTRONICS CORPORATION	REED RELAY: S1A120000	NO. 50R05002 SHEET 3 OF 3	REV. 5

5.0 LIFE EXPECTANCY DATA:

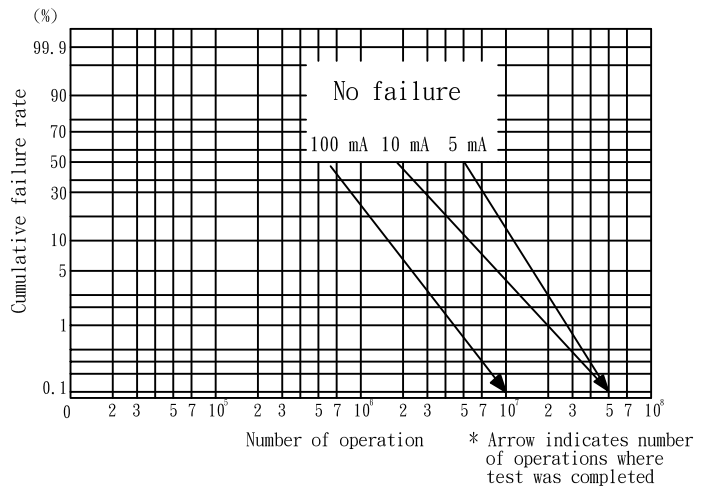
Load condition

Voltage: 5 VDC
 Current : 100 uA, 1 mA, 5 mA
 Load : Resistive load



Load condition

Voltage: 12 VDC
 Current : 5 mA, 10 mA, 100 mA
 Load : Resistive load



Load condition

Voltage: 24 VDC
 Current : 100 mA, 200 mA, 400 mA
 Load : Resistive load

