



# TRG5


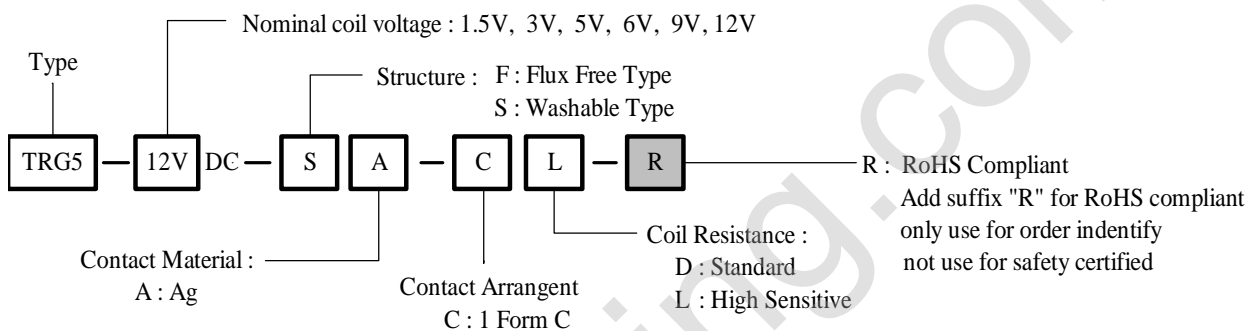
## ➤ MAIN FEATURES

- High Sensitivity : 150 mw.
- 1 Pole Configurations.
- Small Size At 12.5L×7.5W×9.5H mm.
- Sealed Type Available.
- UL and cUL recognized.

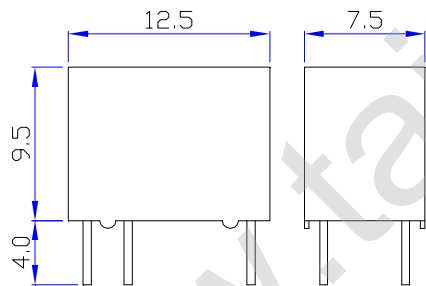
## ➤ APPLICATIONS

- Telecommunication, Domestic appliances, Office Machines, audio equipment.

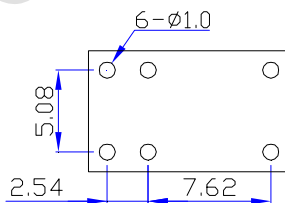
## ➤ ORDERING INFORMATION



## ■ DIMENSION (unit:mm)

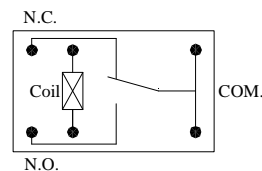


## ■ DRILLING (unit:mm)



## ■ WIRING DIAGRAM

(Bottom views)



Remark: 1. In case of no tolerance shown in dimension:  $\pm 0.5\text{mm}$ .  
2. The tolerance without indicating for DRILLING is always  $\pm 0.1\text{mm}$ .

➤ **COIL DATA CHART**(at 20°C)

Coil Sensitivity	Nominal Coil Voltage (VDC)	Nominal Current (mA)	Coil Resistance ( $\Omega$ ) $\pm$ 10%	Power Consumption (W)	Pull-In Voltage (VDC)	Drop-Out Voltage (VDC)	Max-Allowable Voltage (VDC)
TRG5 - L Type (High sensitivity)	1.5	100	15	abt. 0.15W	80% Max.	10% Min.	110%
	3	50.0	60				
	5	29.9	167				
	6	25.0	240				
	9	16.7	540				
TRG5 - D Type (Standard)	12	12.5	960	abt. 0.2 W	80% Max.	10% Min.	110%
	1.5	132.7	11.3				
	3	66.7	45				
	5	40.0	125				
	6	33.3	180				
	9	22.2	405				
	12	16.7	720				

➤ **CONTACT RATING**

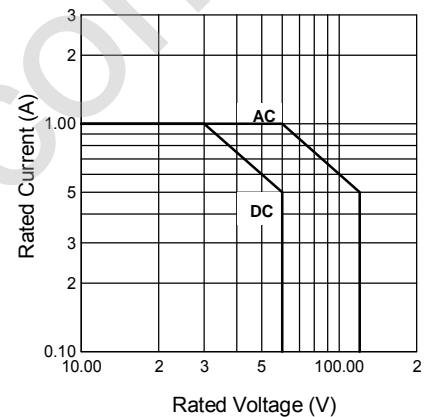
Item	Type	TRG5
Contact Capacity		0.5A 125VAC
Resistive Load ( $\cos\phi=1$ )		1A 30VDC
		0.3A 60VDC
Min Permissible Load		1mA at 5VDC
Rated Carrying Current		1A
Max. Allowable Voltage		125VAC 60VDC
Max. Allowable Current		1A
Max. Allowable Power Force		62.5VA 30W
Contact Material		Ag (Au Plated)

➤ **PERFORMANCE** (at initial value)

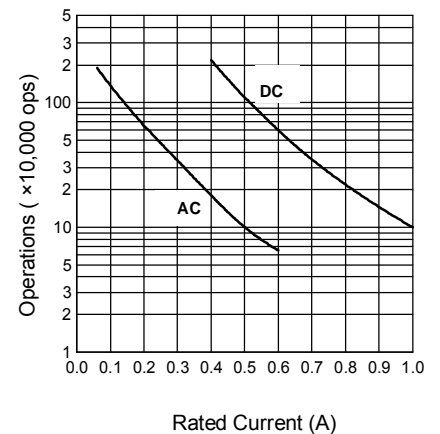
Item	Type	TRG5
Contact Resistance		100m $\Omega$ Max.
Operate Time		5msec Max.
Release Time		5msec Max.
Dielectric Strength	Between coil & contact	1000VAC 50/60Hz (1 minute)
	Between contacts	400VAC 50/60Hz (1 minute)
Insulation Resistance		1000M $\Omega$ Min. (500VDC)
Operating Ambient Temperature		-30°C to +70°C (No water condensation and no water drop)
Operating Humidity		35 to 85% RH
Vibration	Endurance	10 to 55HZ Single Amplitude 3.3mm
	Error Operation	10 to 55HZ Single Amplitude 3.3mm
Shock Resistance		100m/s <sup>2</sup>
Life Expectancy	Mechanically	5 $\times$ 10 <sup>6</sup> OPS
	Electrically	1 $\times$ 10 <sup>5</sup> OPS
Weight		abt. 2.2grs.
UL & cUL		E156521

➤ **REFERENCE DATA**

**Switching Capacity**



**Electrical Life**



This datasheet for reference and subject to change without notice. Please double check final specification with Tai-Shing. (0939AA08VOL01)